
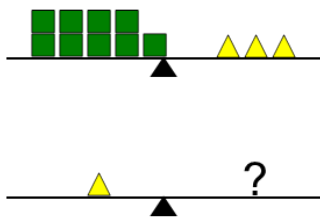




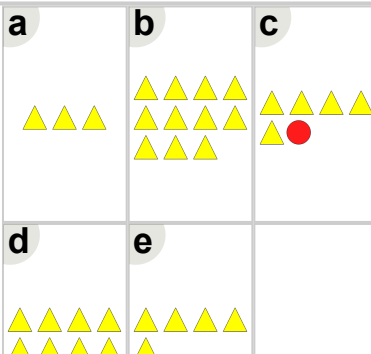
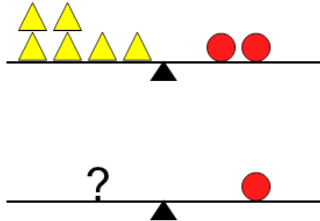
Math worksheet on 'Balance Shapes - 2 Beams, Simple Ratio (Level 3)'. Part of a broader unit on 'Algebra Basic Concepts - Intro'

Learn online: app.mobius.academy/math/units/algebra_basic_concepts_intro/


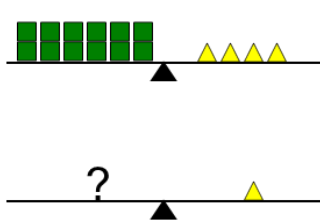
2 Which shapes will balance the bottom scale?



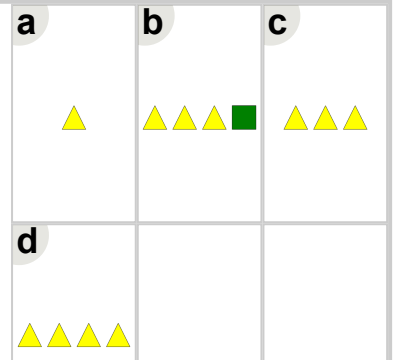
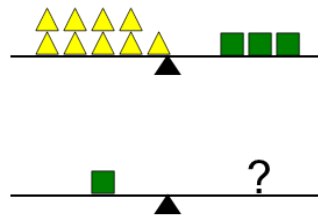
4 Which shapes will balance the bottom scale?



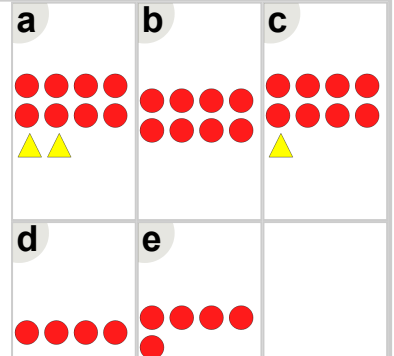
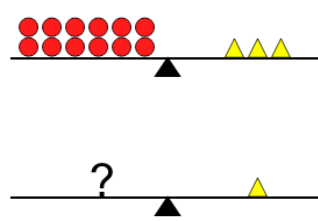
6 Which shapes will balance the bottom scale?



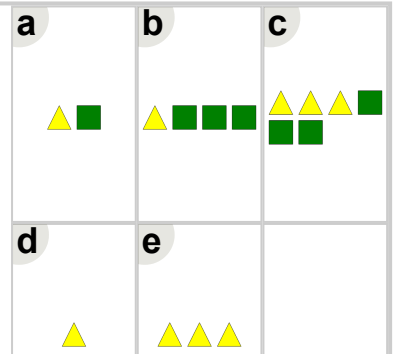
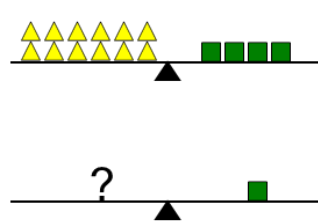
1 Which shapes will balance the bottom scale?



3 Which shapes will balance the bottom scale?



5 Which shapes will balance the bottom scale?



7 Which shapes will balance the bottom scale?

