

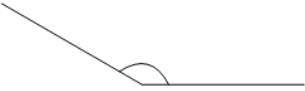


Math worksheet on 'Comparing Angle Measurements and Diagrams (Level 3)'. Part of a broader unit on 'Geometry - Angle Basics'

Learn online: app.mobius.academy/math/units/geometry_angle_basics/

2


Is the displayed angle less than or greater than 180°



a	Less than 180°
b	Greater than 180°

3

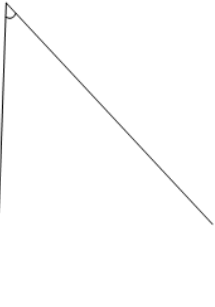
Is the displayed angle less than or greater than 120°



a	Less than 120°
b	Greater than 120°

4

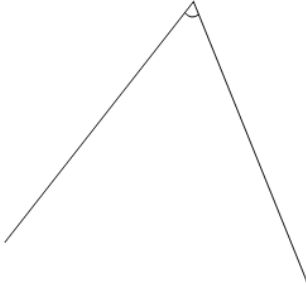
Is the displayed angle less than or greater than 90°



a	Less than 90°
b	Greater than 90°

5

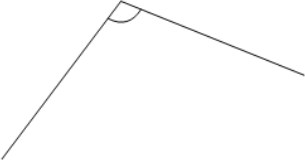
Is the displayed angle less than or greater than 30°



a	Less than 30°
b	Greater than 30°

6

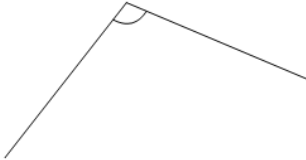
Is the displayed angle less than or greater than 90°



a	Less than 90°
b	Greater than 90°

7

Is the displayed angle less than or greater than 90°



a	Less than 90°
b	Greater than 90°