




Math worksheet on 'Is Angle Acute, Obtuse, Right, or Straight (one option) (Level 2)'. Part of a broader unit on 'Geometry - Angle Basics'

Learn online: app.mobius.academy/math/units/geometry_angle_basics/

2




Is the following angle 'Right' (equal to 90°)

a Is a Right angle

b Is not a Right angle

3

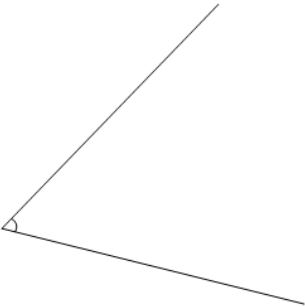


Is the following angle 'Straight' (equal to 180°)

a Is not a Straight angle

b Is a Straight angle

4




Is the following angle 'Acute' (less than 90°)

a Is not an Acute angle

b Is an Acute angle

5

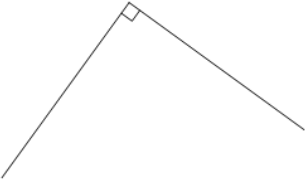


Is the following angle 'Right' (equal to 90°)

a Is not a Right angle

b Is a Right angle

6

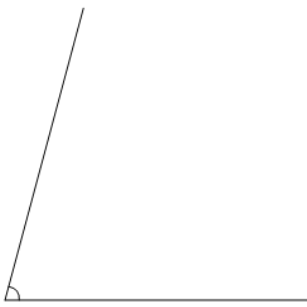


Is the following angle 'Acute' (less than 90°)

a Is not an Acute angle

b Is an Acute angle

7



Is the following angle 'Right' (equal to 90°)

a Is a Right angle

b Is not a Right angle