

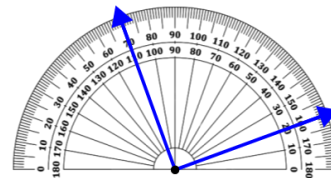


Math worksheet on 'Measure Angle With Protractor - Under 180 Degrees (Floating) (Level 1)'. Part of a broader unit on 'Geometry - Angles and Transformations - Intro'

Learn online:

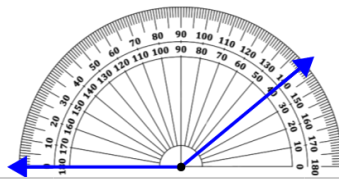
app.mobius.academy/math/units/geometry_angles_and_transformations/

1 Measure the angle using the protractor



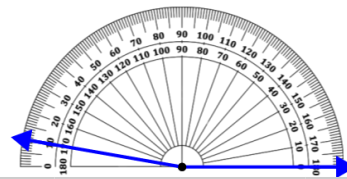
| | | | | | |
|------|-----|------|------|-----|----|
| a | b | c | d | e | f |
| 220° | 60° | 190° | 135° | 90° | 5° |

2 Measure the angle using the protractor



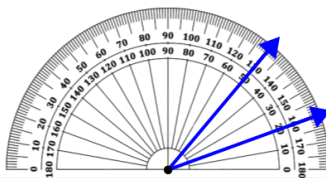
| | | | | | |
|------|-----|------|------|------|------|
| a | b | c | d | e | f |
| 180° | 60° | 235° | 120° | 260° | 140° |

3 Measure the angle using the protractor



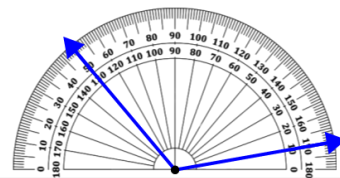
| | | | | | |
|------|------|------|------|------|-----|
| a | b | c | d | e | f |
| 245° | 205° | 105° | 170° | 110° | 15° |

4 Measure the angle using the protractor



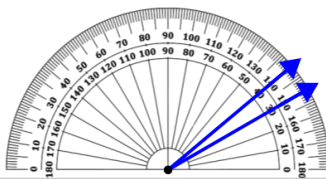
| | | | | | |
|-----|-----|------|-----|------|------|
| a | b | c | d | e | f |
| 55° | 30° | 160° | 10° | 175° | 140° |

5 Measure the angle using the protractor



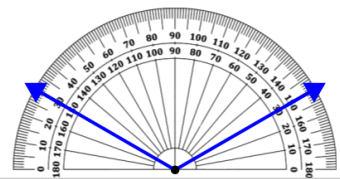
| | | | | | |
|-----|------|------|------|------|------|
| a | b | c | d | e | f |
| 20° | 190° | 215° | 240° | 135° | 120° |

6 Measure the angle using the protractor



| | | | | | |
|------|-----|-----|-----|------|------|
| a | b | c | d | e | f |
| 120° | 40° | 80° | 10° | 150° | 110° |

7 Measure the angle using the protractor



| | | | | | |
|------|------|-----|------|------|------|
| a | b | c | d | e | f |
| 265° | 160° | 15° | 175° | 210° | 120° |