

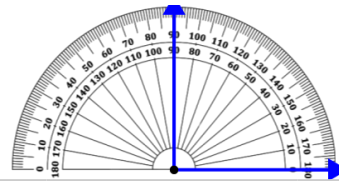


Math worksheet on 'Measure Angle With Protractor - Under 90 Degrees (Floating) (Level 1)'. Part of a broader unit on 'Geometry - Angles and Transformations - Intro'

Learn online:

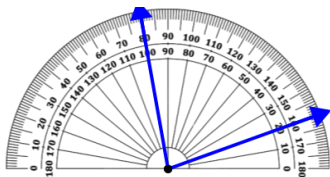
app.mobius.academy/math/units/geometry_angles_and_transformations/

1 Measure the angle using the protractor



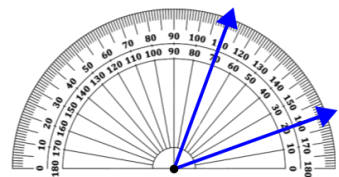
- | | | | | | |
|------|-----|-----|------|------|------|
| a | b | c | d | e | f |
| 180° | 70° | 90° | 115° | 250° | 175° |

2 Measure the angle using the protractor



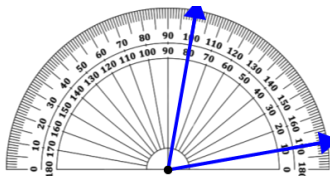
- | | | | | | |
|------|------|------|------|-----|-----|
| a | b | c | d | e | f |
| 105° | 115° | 160° | 235° | 35° | 80° |

3 Measure the angle using the protractor



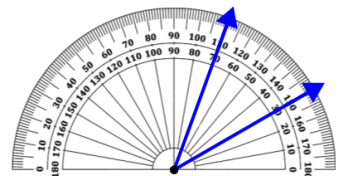
- | | | | | | |
|-----|-----|------|------|-----|------|
| a | b | c | d | e | f |
| 80° | 50° | 205° | 105° | 70° | 195° |

4 Measure the angle using the protractor



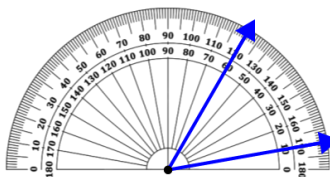
- | | | | | | |
|------|-----|-----|------|------|-----|
| a | b | c | d | e | f |
| 220° | 70° | 20° | 120° | 205° | 90° |

5 Measure the angle using the protractor



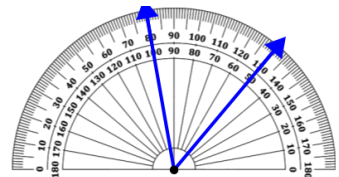
- | | | | | | |
|-----|-----|------|-----|-----|------|
| a | b | c | d | e | f |
| 20° | 40° | 145° | 90° | 95° | 105° |

6 Measure the angle using the protractor



- | | | | | | |
|------|------|------|------|------|-----|
| a | b | c | d | e | f |
| 215° | 220° | 130° | 205° | 120° | 50° |

7 Measure the angle using the protractor



- | | | | | | |
|------|-----|------|------|------|-----|
| a | b | c | d | e | f |
| 220° | 25° | 115° | 155° | 200° | 50° |