

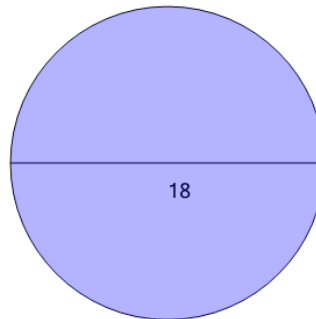


Math worksheet on 'Area of a Circle (Level 2)'. Part of a broader unit on 'Geometry - Circle Area and Circumference - Practice'

Learn online:

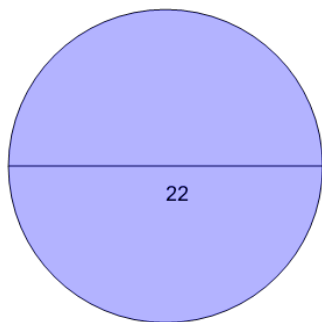
app.mobius.academy/math/units/geometry_circles_perimeter_area_practice/

1 Find the area without using a calculator. Remember that π is just a bit more than 3.



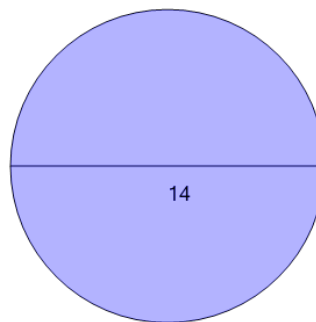
a	28.27	b	254.47
c	414.69	d	162
e	56.55	f	81

2 Find the area without using a calculator. Remember that π is just a bit more than 3.



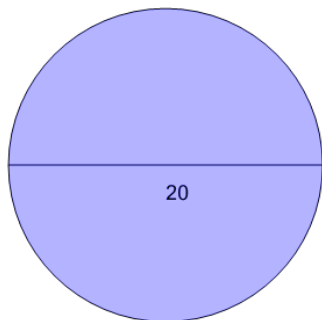
a	242	b	34.56
c	121	d	571.77
e	380.13	f	69.12

3 Find the area without using a calculator. Remember that π is just a bit more than 3.



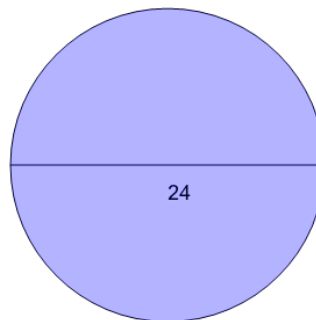
a	21.99	b	226.19
c	251.33	d	43.98
e	153.94	f	98

4 Find the area without using a calculator. Remember that π is just a bit more than 3.



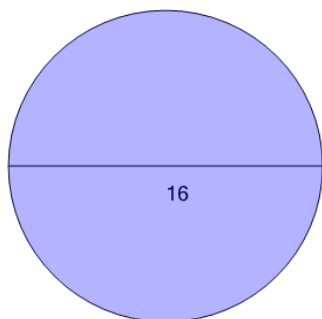
a	414.69	b	527.79
c	314.16	d	100
e	200	f	483.81

5 Find the area without using a calculator. Remember that π is just a bit more than 3.



a	703.72	b	75.4
c	288	d	37.7
e	452.39	f	144

6 Find the area without using a calculator. Remember that π is just a bit more than 3.



a	50.27	b	201.06
c	376.99	d	311.02
e	128	f	314.16