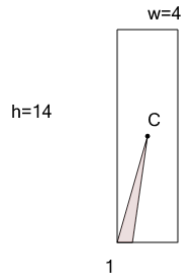




Math worksheet on 'Area of an Obtuse Triangle - Center of Rectangle (from Dimensions) (Level 1)'.
Part of a broader unit on 'Triangle Area - Advanced'

Learn online: app.mobius.academy/math/units/triangle_area_advanced/

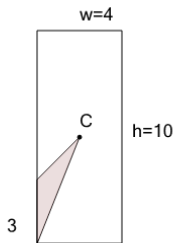
1



Find the area of the shaded triangle section

a	1.5	b	7
c	4	d	28
e	2	f	3.5

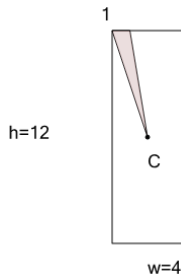
2



Find the area of the shaded triangle section

a	4	b	3
c	6	d	20
e	15	f	0.5

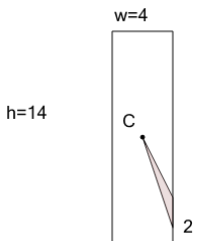
3



Find the area of the shaded triangle section

a	24	b	6
c	3	d	5
e	2	f	0.5

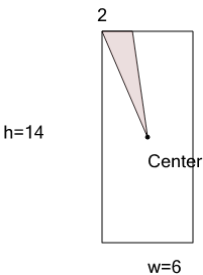
4



Find the area of the shaded triangle section

a	2	b	2.5
c	6	d	14
e	28	f	4

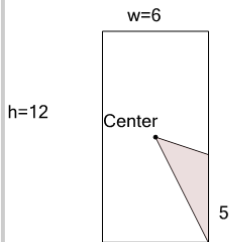
5



Find the area of the shaded triangle section

a	42	b	14
c	7	d	11.5
e	9	f	6

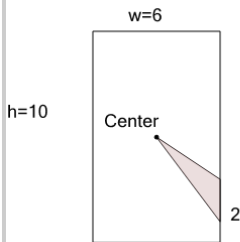
6



Find the area of the shaded triangle section

a	36	b	30
c	7.5	d	11
e	5	f	15

7



Find the area of the shaded triangle section

a	6.5	b	6
c	10	d	3
e	30	f	1.5