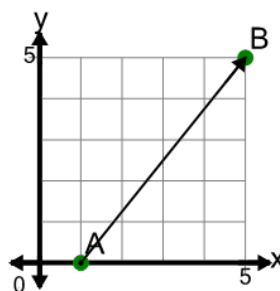




Math worksheet on 'Cartesian Grid - Direction Between Points (Angle) (Level 1)'. Part of a broader unit on 'Cartesian Grid Basics - Intro'

Learn online: app.mobius.academy/math/units/cartesian_grid_basics/

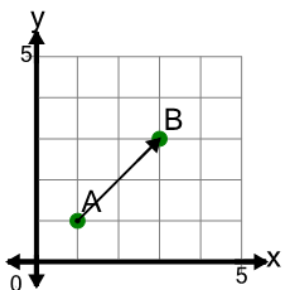
1



Find the direction to go from point A to point B on the diagram

- a Right 5, Up 4
- b Right 5, Down 4
- c Right 4, Up 5
- d Left 5, Up 4
- e Right 4, Down 5
- f Right 3, Up 5

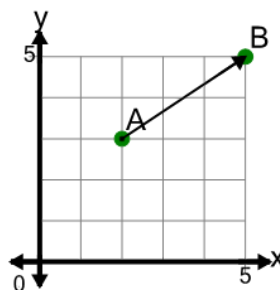
2



Find the direction to go from point A to point B on the diagram

- a Right 2, Up 2
- b Left 2, Up 2
- c Right 2, Up 3
- d Right 1, Up 2
- e Right 2, Up 1
- f Right 2, Down 2

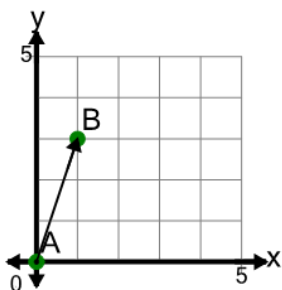
3



Find the direction to go from point A to point B on the diagram

- a Left 2, Up 3
- b Right 4, Up 2
- c Right 2, Up 2
- d Right 3, Up 3
- e Right 2, Up 3
- f Right 3, Up 2

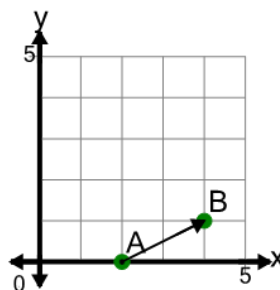
4



Find the direction to go from point A to point B on the diagram

- a Right 3, Down 1
- b Right 3, Up 1
- c Right 2, Up 3
- d Up 3
- e Right 1, Up 3
- f Right 1, Down 3

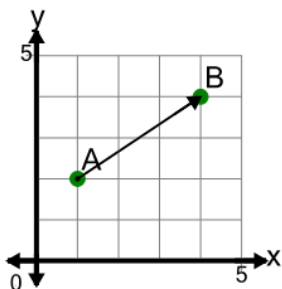
5



Find the direction to go from point A to point B on the diagram

- a Right 2, Up 1
- b Right 3, Up 1
- c Right 2, Up 2
- d Right 2
- e Right 1, Up 2
- f Left 1, Up 2

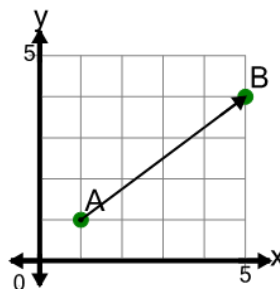
6



Find the direction to go from point A to point B on the diagram

- a Left 2, Up 3
- b Right 3, Up 2
- c Right 3, Up 1
- d Right 3, Up 3
- e Right 2, Up 2
- f Left 3, Up 2

7



Find the direction to go from point A to point B on the diagram

- a Left 3, Up 4
- b Right 4, Up 3
- c Right 5, Up 3
- d Right 4, Up 4
- e Left 4, Up 3
- f Right 3, Down 4