

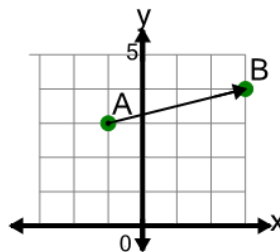


Math worksheet on 'Cartesian Grid - Direction Between Points (Angle) (Level 2)'. Part of a broader unit on 'Cartesian Grid Basics - Intro'

Learn online: app.mobius.academy/math/units/cartesian_grid_basics/

1

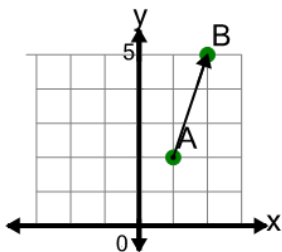
Find the direction to go from point A to point B on the diagram



- a Left 1, Up 4
- b Right 4, Up 1
- c Right 1, Down 4
- d Right 4, Up 2
- e Right 4, Down 1
- f Right 4

2

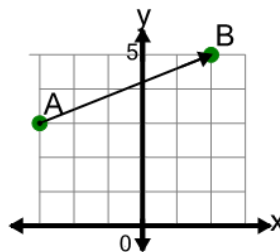
Find the direction to go from point A to point B on the diagram



- a Up 3
- b Right 1, Up 3
- c Left 3, Up 1
- d Right 3, Down 1
- e Right 3, Up 1
- f Right 1, Up 4

3

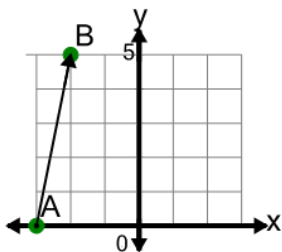
Find the direction to go from point A to point B on the diagram



- a Right 2, Up 5
- b Right 4, Up 2
- c Right 5, Up 2
- d Left 2, Up 5
- e Right 5, Up 1
- f Right 2, Down 5

4

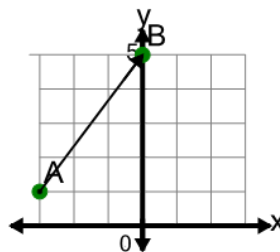
Find the direction to go from point A to point B on the diagram



- a Right 1, Up 5
- b Right 1, Down 5
- c Left 5, Up 1
- d Up 5
- e Right 2, Up 5
- f Left 1, Up 5

5

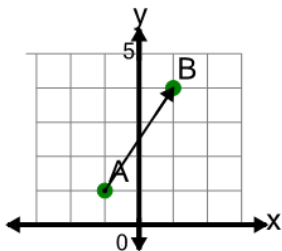
Find the direction to go from point A to point B on the diagram



- a Right 3, Up 5
- b Left 3, Up 4
- c Right 3, Down 4
- d Right 3, Up 4
- e Right 3, Up 3
- f Right 4, Down 3

6

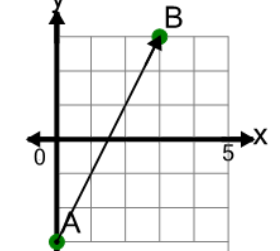
Find the direction to go from point A to point B on the diagram



- a Right 2, Up 4
- b Right 2, Up 3
- c Right 2, Down 3
- d Right 3, Up 3
- e Right 3, Down 2
- f Right 3, Up 2

7

Find the direction to go from point A to point B on the diagram



- a Right 3, Up 6
- b Right 3, Up 5
- c Right 4, Up 6
- d Left 3, Up 6
- e Right 3, Down 6
- f Right 6, Down 3