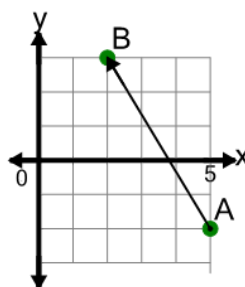




Math worksheet on 'Cartesian Grid - Direction Between Points (Angle) (Level 3)'. Part of a broader unit on 'Cartesian Grid Basics - Intro'

Learn online: app.mobius.academy/math/units/cartesian_grid_basics/

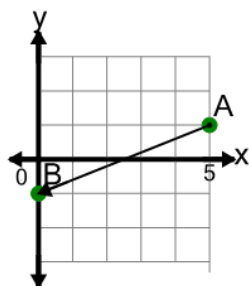
1



Find the direction to go from point A to point B on the diagram

- a Left 3, Up 5
- b Left 3, Down 5
- c Left 3, Up 4
- d Right 3, Up 5
- e Left 4, Up 5
- f Left 5, Down 3

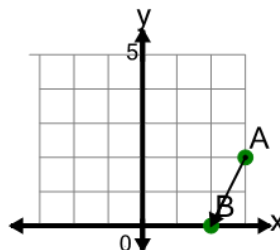
2



Find the direction to go from point A to point B on the diagram

- a Left 5, Up 2
- b Left 2, Down 5
- c Right 5, Down 2
- d Right 2, Down 5
- e Left 5, Down 2
- f Left 5, Down 1

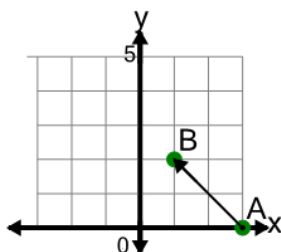
3



Find the direction to go from point A to point B on the diagram

- a Left 1, Down 1
- b Down 2
- c Left 1, Down 3
- d Left 1, Down 2
- e Right 1, Down 2
- f Left 2, Up 1

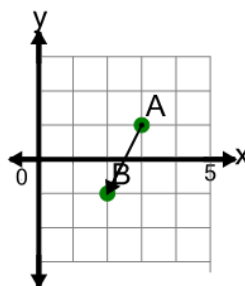
4



Find the direction to go from point A to point B on the diagram

- a Left 2, Up 3
- b Left 1, Up 2
- c Left 2, Up 2
- d Left 2, Up 1
- e Right 2, Up 2
- f Left 2, Down 2

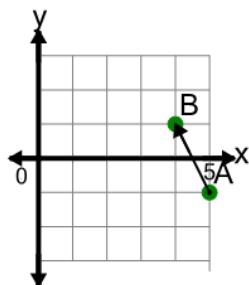
5



Find the direction to go from point A to point B on the diagram

- a Left 2, Up 1
- b Left 1, Down 2
- c Left 1, Up 2
- d Right 1, Down 2
- e Down 2
- f Left 2, Down 1

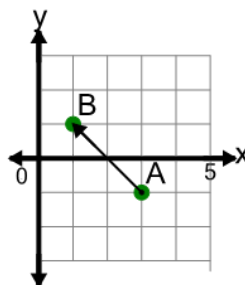
6



Find the direction to go from point A to point B on the diagram

- a Left 2, Up 2
- b Left 1, Up 2
- c Right 1, Up 2
- d Left 1, Down 2
- e Up 2
- f Left 1, Up 3

7



Find the direction to go from point A to point B on the diagram

- a Right 2, Up 2
- b Left 2, Down 2
- c Left 2, Up 2
- d Left 2, Up 1
- e Left 1, Up 2
- f Left 2, Up 3