

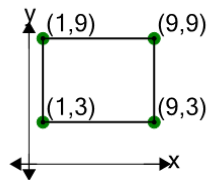


Math worksheet on 'Cartesian Grid - Diagram Coordinates to Area (Rectangle) - Positive Only (Level 2)'. Part of a broader unit on 'Cartesian Grid Geometry Logic - Practice'

Learn online:

app.mobius.academy/math/units/cartesian_grid_geometry_logic_practice/

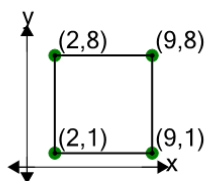
1



Find the area of the rectangle formed by these coordinates

a	32	b	48
c	80	d	16
e	76	f	60

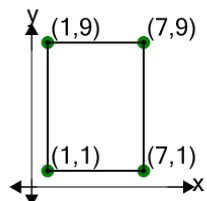
2



Find the area of the rectangle formed by these coordinates

a	21	b	73
c	33	d	41
e	49	f	81

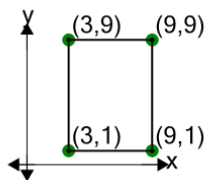
3



Find the area of the rectangle formed by these coordinates

a	48	b	16
c	72	d	60
e	44	f	52

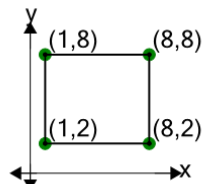
4



Find the area of the rectangle formed by these coordinates

a	16	b	52
c	28	d	24
e	48	f	20

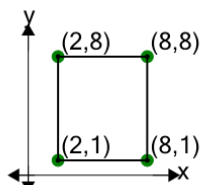
5



Find the area of the rectangle formed by these coordinates

a	6	b	50
c	42	d	34
e	66	f	74

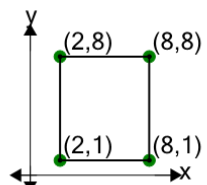
6



Find the area of the rectangle formed by these coordinates

a	46	b	6
c	78	d	10
e	22	f	42

7



Find the area of the rectangle formed by these coordinates

a	42	b	54
c	34	d	26
e	30	f	18