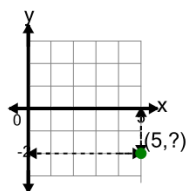




Math worksheet on 'Cartesian Grid - Points (one dimension to complete coordinates) (indicator) (Level 2)'. Part of a broader unit on 'Cartesian Grid Foundations'

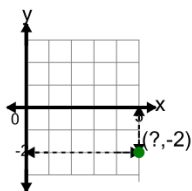
Learn online: app.mobius.academy/math/units/cartesian_grid_foundations/

1 Complete the coordinates of the point by identifying the y value



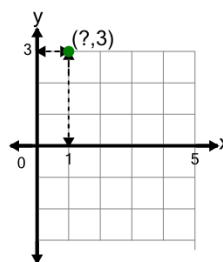
- | | |
|---------------------|--------------------|
| a
(5,-1) | b
(5,-2) |
| c
(-2,-5) | d
(-2,5) |
| e
(-5,-2) | f
(6,-2) |

2 Complete the coordinates of the point by identifying the x value



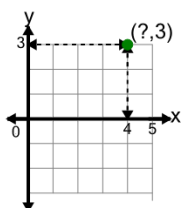
- | | |
|--------------------|---------------------|
| a
(5,-2) | b
(6,-2) |
| c
(5,2) | d
(-2,-5) |
| e
(5,-1) | f
(-2,5) |

3 Complete the coordinates of the point by identifying the x value



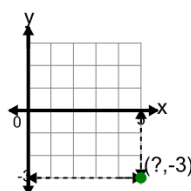
- | | |
|-------------------|--------------------|
| a
(1,3) | b
(1,-3) |
| c
(3,1) | d
(2,3) |
| e
(1,4) | f
(-1,3) |

4 Complete the coordinates of the point by identifying the x value



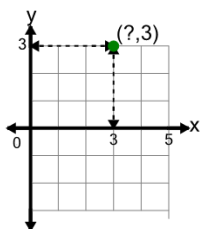
- | | |
|--------------------|--------------------|
| a
(4,3) | b
(3,-4) |
| c
(-3,4) | d
(-4,3) |
| e
(5,3) | f
(4,-3) |

5 Complete the coordinates of the point by identifying the x value



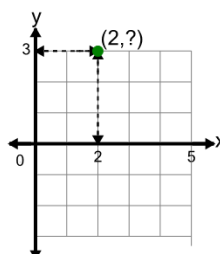
- | | |
|---------------------|--------------------|
| a
(6,-3) | b
(5,-3) |
| c
(5,-2) | d
(5,3) |
| e
(-3,-5) | f
(3,5) |

6 Complete the coordinates of the point by identifying the x value



- | | |
|--------------------|-------------------|
| a
(3,-3) | b
(4,3) |
| c
(-3,3) | d
(3,3) |
| e
(3,4) | |

7 Complete the coordinates of the point by identifying the y value



- | | |
|--------------------|--------------------|
| a
(2,-3) | b
(3,-2) |
| c
(2,3) | d
(3,2) |
| e
(2,4) | f
(3,3) |