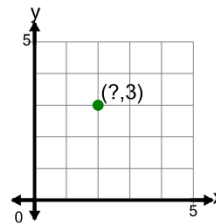




Math worksheet on 'Cartesian Grid - Points (X to complete coordinates) (no indicator) (Level 1)'. Part of a broader unit on 'Cartesian Grid Foundations'

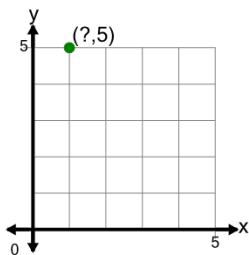
Learn online: [app.mobius.academy/math/units/cartesian\\_grid\\_foundations/](http://app.mobius.academy/math/units/cartesian_grid_foundations/)

1 Complete the coordinates of the point by identifying the x value



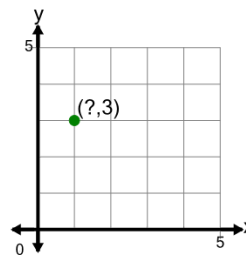
<b>a</b>	(-3,2)	<b>b</b>	(3,3)
<b>c</b>	(-2,3)	<b>d</b>	(3,-2)
<b>e</b>	(2,3)	<b>f</b>	(2,4)

2 Complete the coordinates of the point by identifying the x value



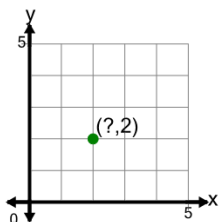
<b>a</b>	(-5,1)	<b>b</b>	(1,-5)
<b>c</b>	(1,5)	<b>d</b>	(5,-1)
<b>e</b>	(-1,5)	<b>f</b>	(2,5)

3 Complete the coordinates of the point by identifying the x value



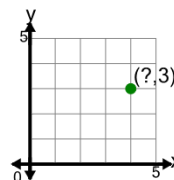
<b>a</b>	(3,1)	<b>b</b>	(3,-1)
<b>c</b>	(2,3)	<b>d</b>	(1,3)
<b>e</b>	(1,4)	<b>f</b>	(-1,3)

4 Complete the coordinates of the point by identifying the x value



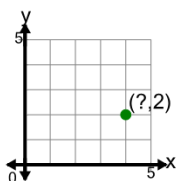
<b>a</b>	(2,3)	<b>b</b>	(2,-2)
<b>c</b>	(2,2)	<b>d</b>	(-2,2)
<b>e</b>	(3,2)	<b>f</b>	

5 Complete the coordinates of the point by identifying the x value



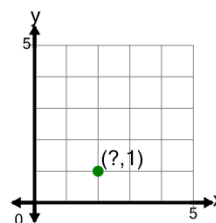
<b>a</b>	(4,3)	<b>b</b>	(-4,3)
<b>c</b>	(5,3)	<b>d</b>	(3,4)
<b>e</b>	(4,4)	<b>f</b>	(3,-4)

6 Complete the coordinates of the point by identifying the x value



<b>a</b>	(2,4)	<b>b</b>	(4,2)
<b>c</b>	(4,3)	<b>d</b>	(-4,2)
<b>e</b>	(-2,4)	<b>f</b>	(2,-4)

7 Complete the coordinates of the point by identifying the x value



<b>a</b>	(-2,1)	<b>b</b>	(2,1)
<b>c</b>	(-1,2)	<b>d</b>	(2,2)
<b>e</b>	(1,2)	<b>f</b>	(2,-1)