

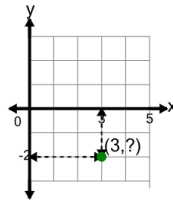


Math worksheet on 'Cartesian Grid - Points (Y only) (indicator) (Level 2)'. Part of a broader unit on 'Cartesian Grid Foundations'

Learn online: [app.mobius.academy/math/units/cartesian\\_grid\\_foundations/](http://app.mobius.academy/math/units/cartesian_grid_foundations/)

1

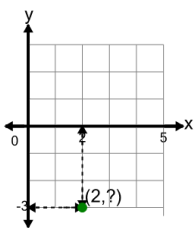
Identify the y value of the point's coordinates



<b>a</b>	-2	<b>b</b>	2
<b>c</b>	3	<b>d</b>	4
<b>e</b>	1	<b>f</b>	5

2

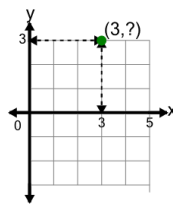
Identify the y value of the point's coordinates



<b>a</b>	5	<b>b</b>	3
<b>c</b>	0	<b>d</b>	-3
<b>e</b>	6	<b>f</b>	1

3

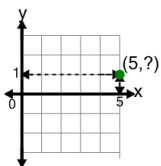
Identify the y value of the point's coordinates



<b>a</b>	3	<b>b</b>	6
<b>c</b>	0	<b>d</b>	1
<b>e</b>	4	<b>f</b>	5

4

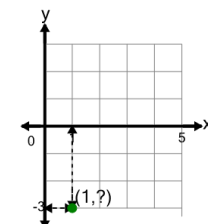
Identify the y value of the point's coordinates



<b>a</b>	0	<b>b</b>	3
<b>c</b>	2	<b>d</b>	1
<b>e</b>	4	<b>f</b>	5

5

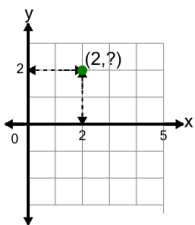
Identify the y value of the point's coordinates



<b>a</b>	3	<b>b</b>	1
<b>c</b>	-3	<b>d</b>	0
<b>e</b>	4	<b>f</b>	2

6

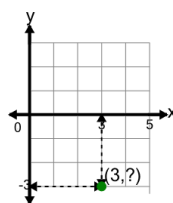
Identify the y value of the point's coordinates



<b>a</b>	3	<b>b</b>	5
<b>c</b>	2	<b>d</b>	4
<b>e</b>	1	<b>f</b>	6

7

Identify the y value of the point's coordinates



<b>a</b>	0	<b>b</b>	4
<b>c</b>	1	<b>d</b>	3
<b>e</b>	5	<b>f</b>	-3