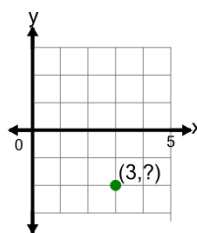




Math worksheet on 'Cartesian Grid - Points (Y to complete coordinates) (no indicator) (Level 2)'. Part of a broader unit on 'Cartesian Grid Foundations'

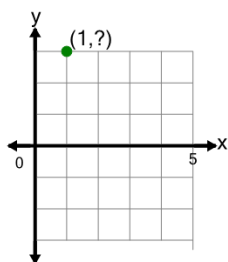
Learn online: app.mobius.academy/math/units/cartesian_grid_foundations/

1 Complete the coordinates of the point by identifying the y value



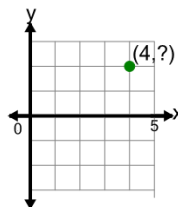
- | | |
|---------------------|---------------------|
| a (3,-1) | b (-2,-3) |
| c (3,2) | d (3,-2) |
| e (-3,-2) | f (2,3) |

2 Complete the coordinates of the point by identifying the y value



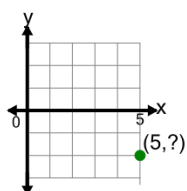
- | | |
|--------------------|--------------------|
| a (3,1) | b (1,3) |
| c (1,-3) | d (2,3) |
| e (1,4) | f (-1,3) |

3 Complete the coordinates of the point by identifying the y value



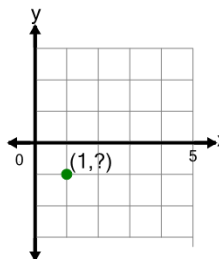
- | | |
|--------------------|--------------------|
| a (2,4) | b (-4,2) |
| c (4,2) | d (4,-2) |
| e (-2,4) | f (2,-4) |

4 Complete the coordinates of the point by identifying the y value



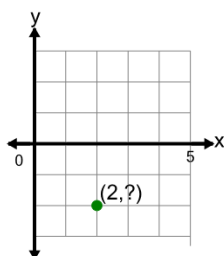
- | | |
|--------------------|---------------------|
| a (5,-1) | b (-2,5) |
| c (5,-2) | d (2,5) |
| e (6,-2) | f (-2,-5) |

5 Complete the coordinates of the point by identifying the y value



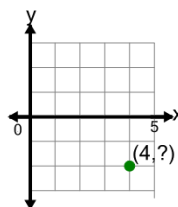
- | | |
|---------------------|--------------------|
| a (-1,-1) | b (-1,1) |
| c (1,0) | d (1,-1) |
| e (2,-1) | f (1,1) |

6 Complete the coordinates of the point by identifying the y value



- | | |
|--------------------|---------------------|
| a (3,-2) | b (2,-2) |
| c (2,-1) | d (-2,-2) |
| e (2,2) | f (-2,2) |

7 Complete the coordinates of the point by identifying the y value



- | | |
|---------------------|---------------------|
| a (-2,-4) | b (2,4) |
| c (5,-2) | d (4,2) |
| e (4,-2) | f (-4,-2) |