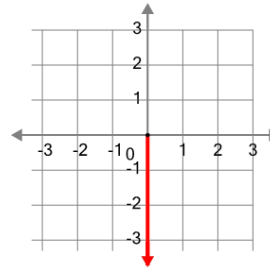




Math worksheet on 'Cartesian Grid - Axis (negative, name and direction) (Level 1)'. Part of a broader unit on 'Cartesian Grid Foundations'

Learn online: app.mobius.academy/math/units/cartesian_grid_foundations/

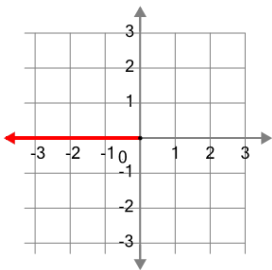
1



What is the name of the axis that is highlighted?

- a X (negative)
- b Y (positive)
- c Y (negative)
- d X (positive)

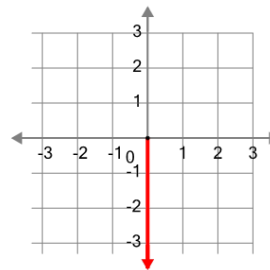
2



What is the name of the axis that is highlighted?

- a X (negative)
- b X (positive)
- c Y (negative)
- d Y (positive)

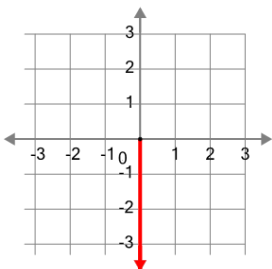
3



What is the name of the axis that is highlighted?

- a Y (positive)
- b Y (negative)
- c X (positive)

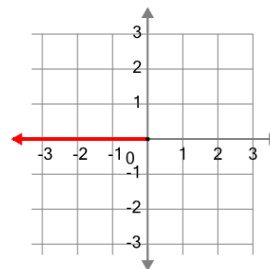
4



What is the name of the axis that is highlighted?

- a Y (positive)
- b X (positive)
- c X (negative)
- d Y (negative)

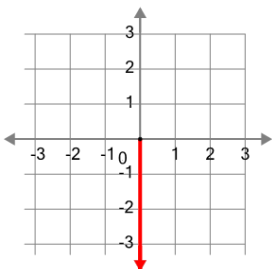
5



What is the name of the axis that is highlighted?

- a X (positive)
- b Y (positive)
- c Y (negative)
- d X (negative)

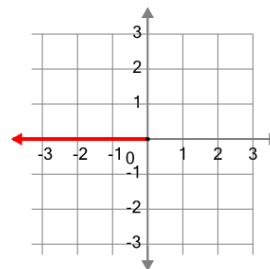
6



What is the name of the axis that is highlighted?

- a X (positive)
- b X (negative)
- c Y (negative)
- d Y (positive)

7



What is the name of the axis that is highlighted?

- a Y (negative)
- b Y (positive)
- c X (positive)
- d X (negative)