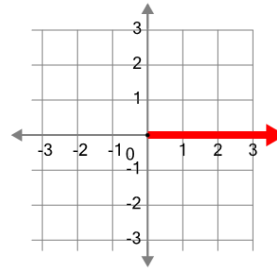




Math worksheet on 'Cartesian Grid - Axis (positive, name and direction) (Level 1)'. Part of a broader unit on 'Cartesian Grid Foundations'

Learn online: [app.mobius.academy/math/units/cartesian\\_grid\\_foundations/](http://app.mobius.academy/math/units/cartesian_grid_foundations/)

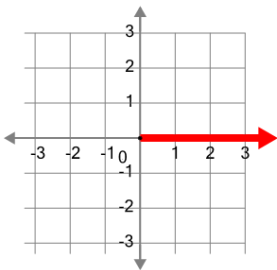
1



What is the name of the axis that is highlighted?

- a Y (negative)
- b Y (positive)
- c X (positive)
- d X (negative)

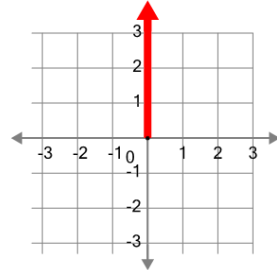
2



What is the name of the axis that is highlighted?

- a X (negative)
- b Y (positive)
- c X (positive)
- d Y (negative)

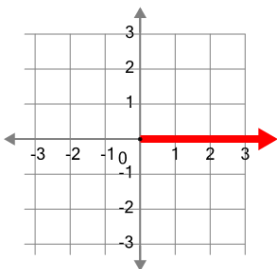
3



What is the name of the axis that is highlighted?

- a Y (negative)
- b Y (positive)
- c X (negative)
- d X (positive)

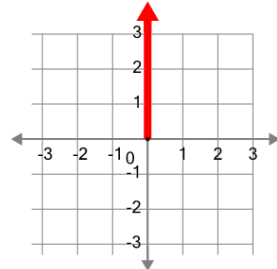
4



What is the name of the axis that is highlighted?

- a X (positive)
- b Y (positive)
- c Y (negative)
- d X (negative)

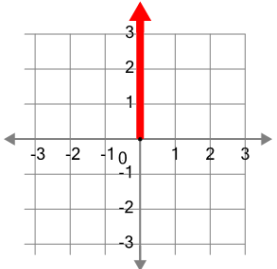
5



What is the name of the axis that is highlighted?

- a Y (negative)
- b Y (positive)
- c X (negative)
- d X (positive)

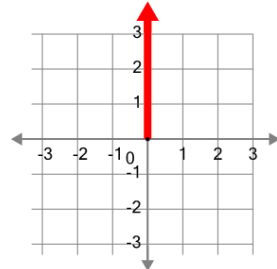
6



What is the name of the axis that is highlighted?

- a X (negative)
- b X (positive)
- c Y (positive)
- d Y (negative)

7



What is the name of the axis that is highlighted?

- a X (negative)
- b Y (negative)
- c X (positive)
- d Y (positive)