

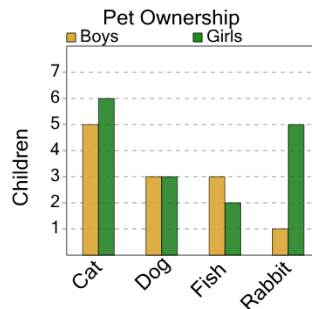


Math worksheet on 'Graphing - Bar Graph (Double) - Average of Series (Level 1)'. Part of a broader unit on 'Data and Graphs (Mins, Max, Averages) - Practice'

Learn online:

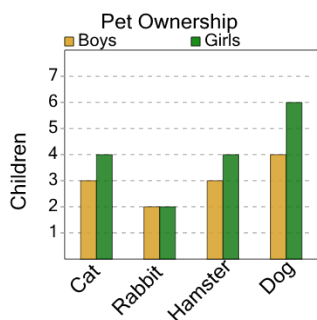
app.mobius.academy/math/units/data_graphing_sums_and_averages_practice/

1 What is the average number of girls who own one of these types of pets?



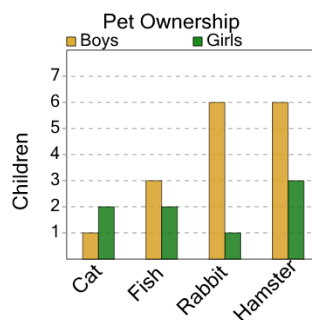
a	b	c
7	1	10
d	e	f
3	5	4

2 What is the average number of boys who own one of these types of pets?



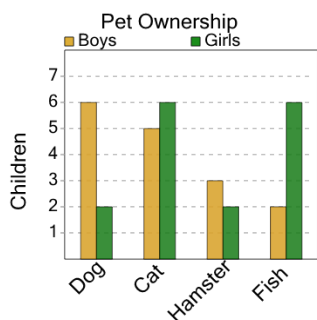
a	b	c
1	2	3
d	e	f
0	6	7

3 What is the average number of boys who own one of these types of pets?



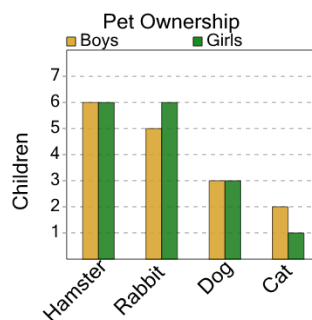
a	b	c
0	3	10
d	e	f
4	1	

4 What is the average number of girls who own one of these types of pets?



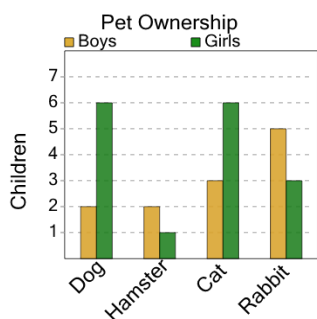
a	b	c
0	3	10
d	e	f
9	4	6

5 What is the average number of girls who own one of these types of pets?



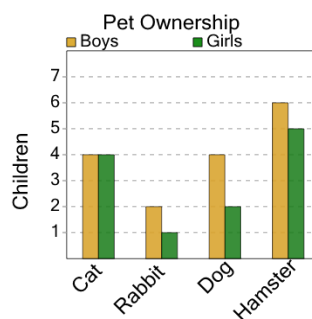
a	b	c
3	2	5
d	e	f
7	1	4

6 What is the average number of boys who own one of these types of pets?



a	b	c
2	5	4
d	e	f
3	9	

7 What is the average number of girls who own one of these types of pets?



a	b	c
5	1	2
d	e	f
7	3	6