

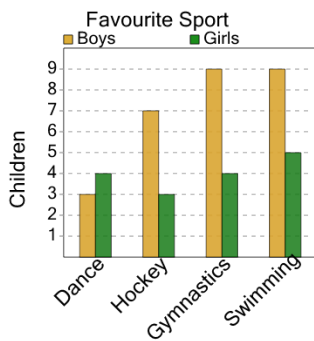


Math worksheet on 'Graphing - Bar Graph (Double) - Average of Series (Level 2)'. Part of a broader unit on 'Data and Graphs (Mins, Max, Averages) - Practice'

Learn online:

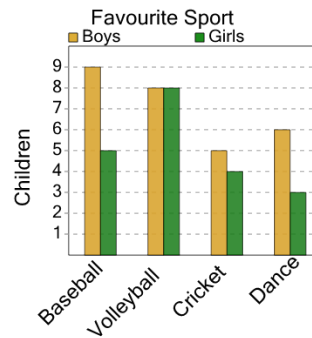
[app.mobius.academy/math/units/data\\_graphing\\_sums\\_and\\_averages\\_practice/](http://app.mobius.academy/math/units/data_graphing_sums_and_averages_practice/)

**2** What is the average number of boys who like each sport?



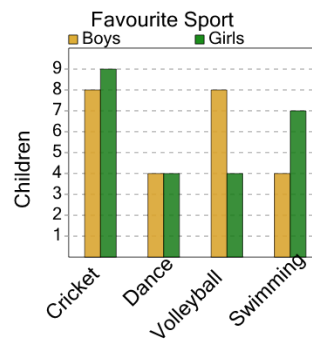
a	b	c
7	5	14
d	e	f
9	13	4

**1** What is the average number of girls who like each sport?



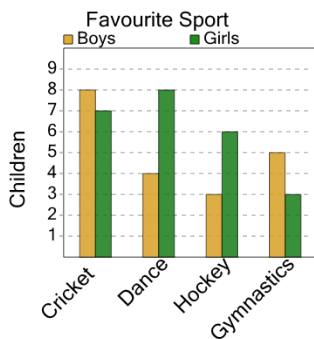
a	b	c
12	3	10
d	e	f
0	5	2

**3** What is the average number of boys who like each sport?



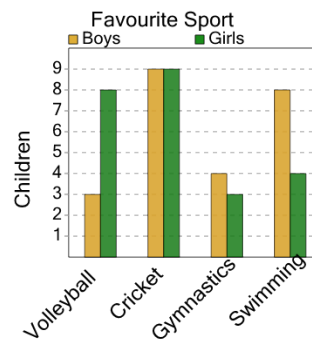
a	b	c
0	8	5
d	e	f
10	6	3

**4** What is the average number of boys who like each sport?



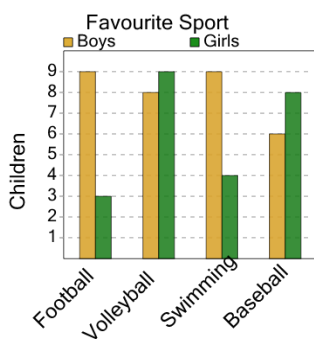
a	b	c
6	4	2
d	e	f
1	3	5

**5** What is the average number of girls who like each sport?



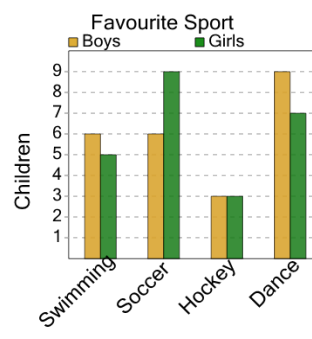
a	b	c
1	0	12
d	e	f
3	6	13

**6** What is the average number of boys who like each sport?



a	b	c
13	6	2
d	e	f
8	14	3

**7** What is the average number of girls who like each sport?



a	b	c
9	3	6
d	e	f
2	4	11