

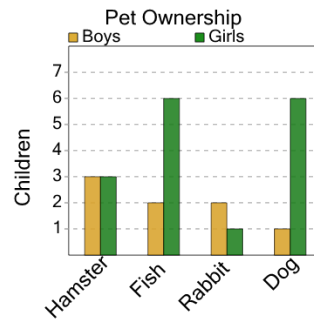


Math worksheet on 'Graphing - Bar Graph (Double) - Average Overall (Level 1)'. Part of a broader unit on 'Data and Graphs (Mins, Max, Averages) - Practice'

Learn online:

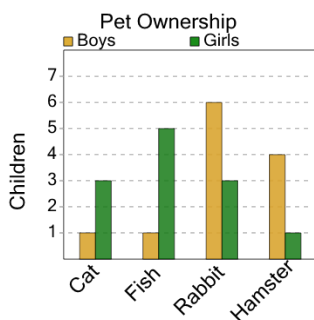
app.mobius.academy/math/units/data_graphing_sums_and_averages_practice/

1 What is the average number of children who own one of these types of pets?



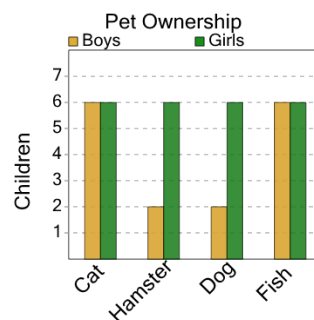
| | | |
|---|---|----|
| a | b | c |
| 6 | 3 | 13 |
| d | | |
| 2 | | |

2 What is the average number of children who own one of these types of pets?



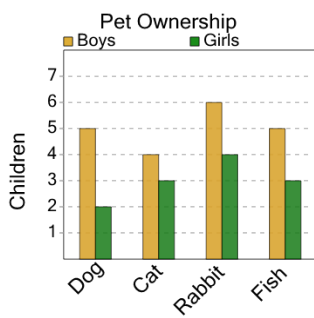
| | | |
|---|----|---|
| a | b | c |
| 2 | 12 | 6 |
| d | | |
| 3 | | |

3 What is the average number of children who own one of these types of pets?



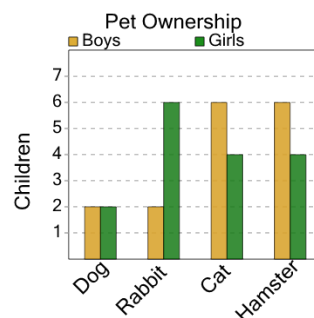
| | | |
|---|----|----|
| a | b | c |
| 8 | 10 | 16 |
| d | e | f |
| 4 | 5 | 6 |

4 What is the average number of children who own one of these types of pets?



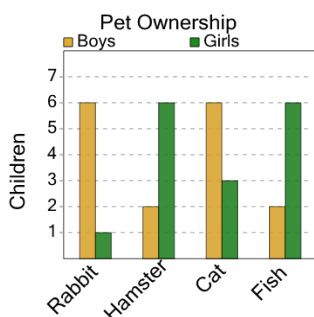
| | | |
|----|----|----|
| a | b | c |
| 15 | 1 | 4 |
| d | e | f |
| 8 | 11 | 13 |

5 What is the average number of children who own one of these types of pets?



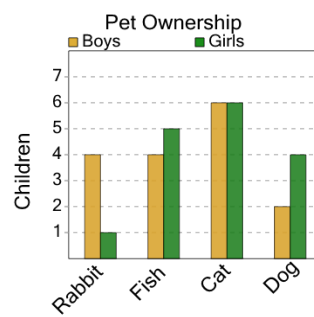
| | | |
|---|---|----|
| a | b | c |
| 6 | 5 | 13 |
| d | e | f |
| 8 | 3 | 4 |

6 What is the average number of children who own one of these types of pets?



| | | |
|---|----|----|
| a | b | c |
| 0 | 12 | 11 |
| d | e | f |
| 8 | 10 | 6 |

7 What is the average number of children who own one of these types of pets?



| | | |
|----|---|----|
| a | b | c |
| 3 | 8 | 13 |
| d | e | f |
| 12 | 6 | 0 |