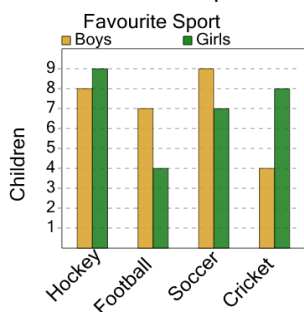




Graphing - Bar Graph (Double) - Average Overall

**1**

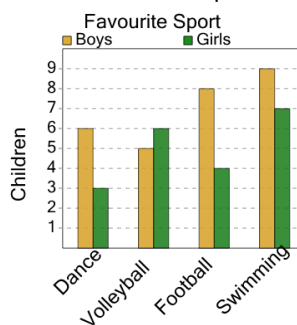
What is the average number of children who like each sport?



A	B	C
18	8	17
D	E	F
14	12	10

2

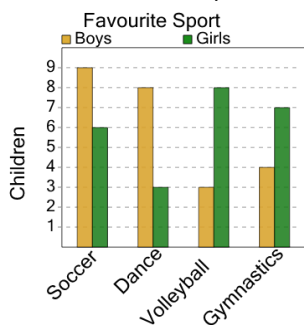
What is the average number of children who like each sport?



A	B	C
12	5	18
D	E	
15	6	

3

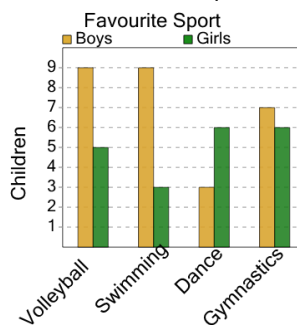
What is the average number of children who like each sport?



A	B	C
15	16	17
D	E	F
8	12	14

4

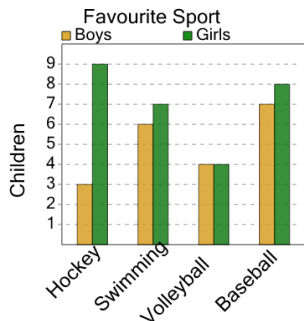
What is the average number of children who like each sport?



A	B	C
19	17	4
D	E	F
12	15	16

5

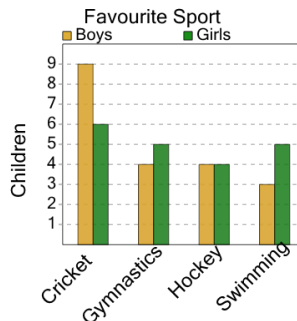
What is the average number of children who like each sport?



A	B	C
12	8	16
D	E	F
9	18	4

6

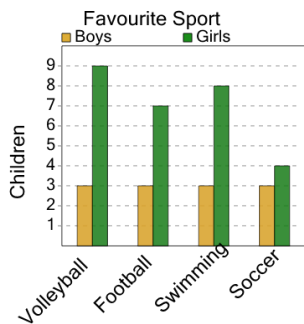
What is the average number of children who like each sport?



A	B	C
17	13	10
D	E	
6	16	

7

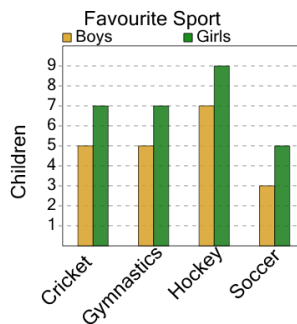
What is the average number of children who like each sport?



A	B	C
7	8	10
D	E	F
16	5	6

8

What is the average number of children who like each sport?



A	B	C
5	16	12
D	E	
15	18	