

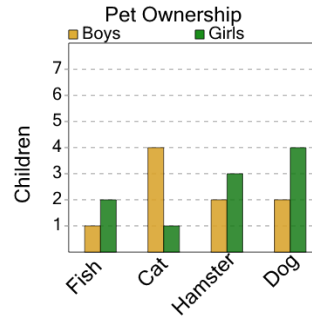


Math worksheet on 'Graphing - Bar Graph (Double) - Difference at Point (Level 1)'. Part of a broader unit on 'Data and Graphs (Mins, Max, Averages) - Practice'

Learn online:

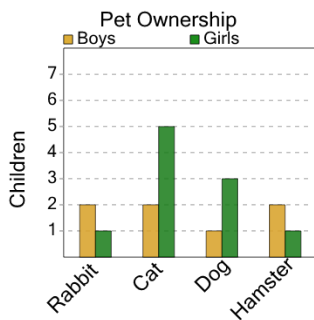
[app.mobius.academy/math/units/data\\_graphing\\_sums\\_and\\_averages\\_practice/](http://app.mobius.academy/math/units/data_graphing_sums_and_averages_practice/)

1 How many more boys than girls have fish?



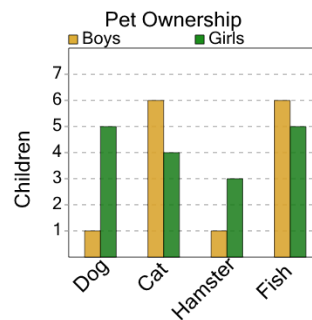
a	b	c
5	6	2
d	e	f
1	3	7

2 How many more girls than boys have hamsters?



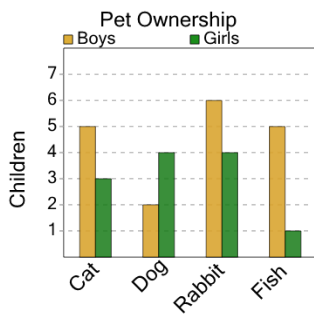
a	b	c
3	0	1
d	e	f
6	2	8

3 How many more boys than girls have cats?



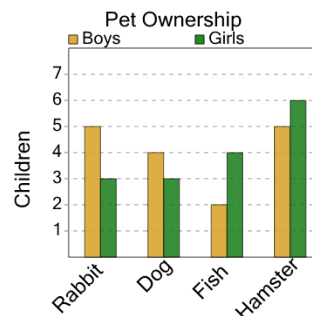
a	b	c
2	8	9
d	e	f
3	5	4

4 How many more girls than boys have dogs?



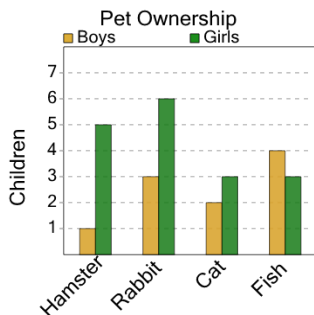
a	b	c
9	2	4
d	e	f
0	6	3

5 How many more girls than boys have fish?



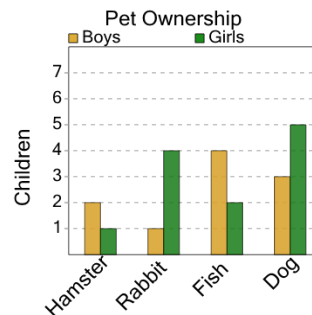
a	b	c
5	3	2
d	e	f
8	1	4

6 How many more girls than boys have cats?



a	b	c
8	5	1
d	e	f
0	3	2

7 How many more boys than girls have fish?



a	b	c
2	3	5
d	e	f
4	8	