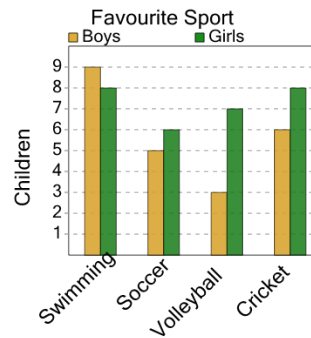




Math worksheet on 'Graphing - Bar Graph (Double) - Difference at Point (Level 2)'. Part of a broader unit on 'Data and Graphs - Advanced'

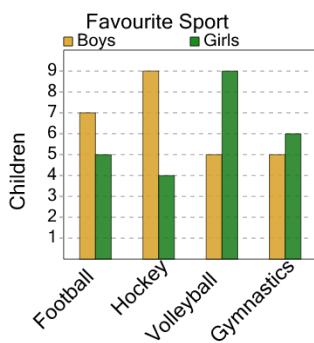
Learn online: app.mobius.academy/math/units/data_graphing_advanced/

1 How many more boys than girls like swimming?



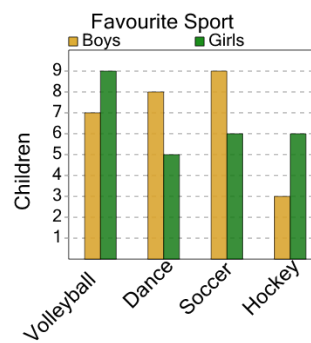
a	b	c
4	5	1
d	e	f
6	3	2

2 How many more boys than girls like football?



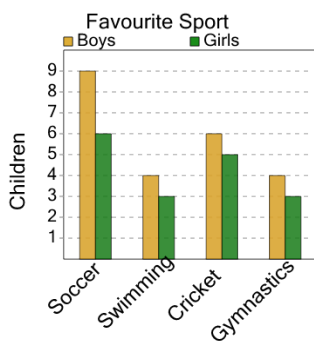
a	b	c
9	8	5
d		
2		

3 How many more boys than girls like volleyball?



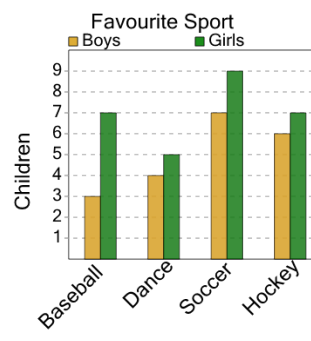
a	b	c
5	2	3
d	e	
8	4	

4 How many more boys than girls like soccer?



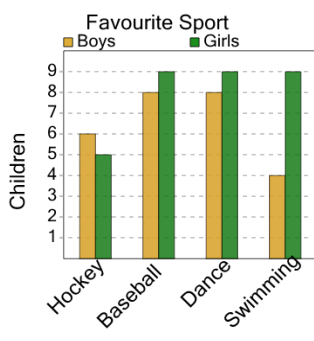
a	b	c
5	2	6
d	e	f
9	3	1

5 How many more girls than boys like soccer?



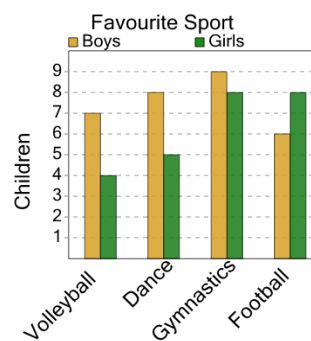
a	b	c
2	9	6
d	e	
1	7	

6 How many more girls than boys like dance?



a	b	c
1	4	3
d	e	
6	7	

7 How many more girls than boys like gymnastics?



a	b	c
3	1	4
d	e	
6	5	