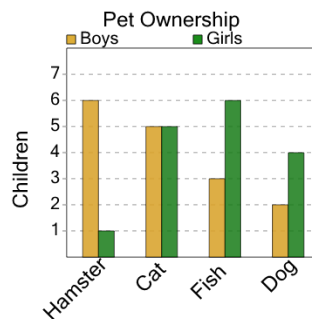




Math worksheet on 'Graphing - Bar Graph (Double) - Difference of Two (Level 1)'. Part of a broader unit on 'Data and Graphs - Practice'

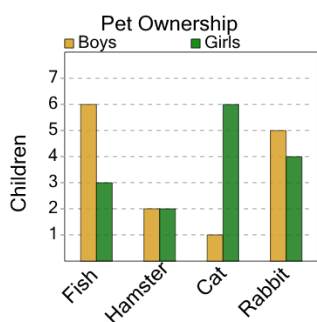
Learn online: [app.mobius.academy/math/units/data\\_graphing\\_practice/](http://app.mobius.academy/math/units/data_graphing_practice/)

**1** How many more boys have a dog than girls have a hamster as a pet?



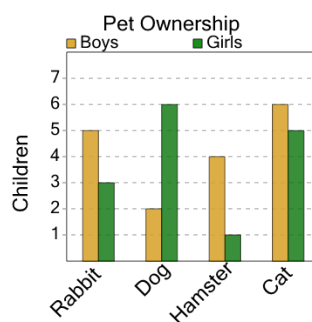
a	b	c
6	4	7
d	e	f
5	1	3

**2** How many more boys have a rabbit than girls have a fish as a pet?



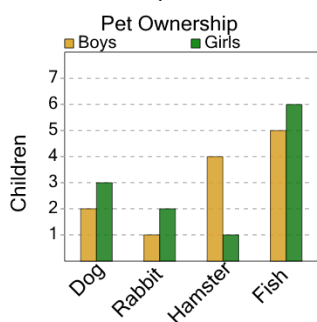
a	b	c
9	2	5
d	e	f
7	8	4

**3** How many more boys have a hamster than girls have a rabbit as a pet?



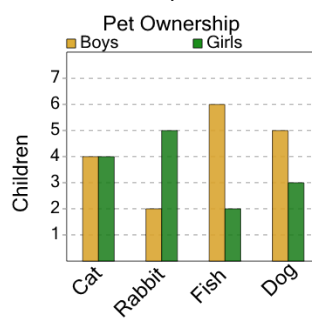
a	b	c
1	6	8
d	e	f
3		

**4** How many more girls have a fish than boys have a dog as a pet?



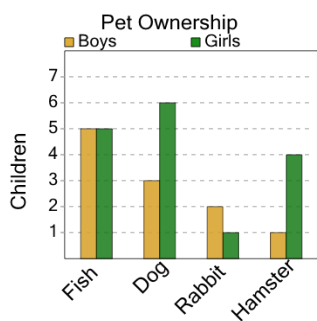
a	b	c
3	8	7
d	e	f
0	10	4

**5** How many more girls have a rabbit than boys have a cat as a pet?



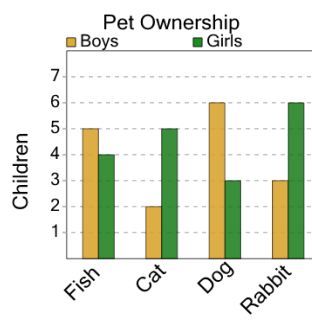
a	b	c
7	6	1
d	e	f
0	3	2

**6** How many more girls have a dog than boys have a rabbit as a pet?



a	b	c
10	2	3
d	e	f
1	4	0

**7** How many more girls have a rabbit than boys have a fish as a pet?



a	b	c
6	4	2
d	e	f
1	5	7