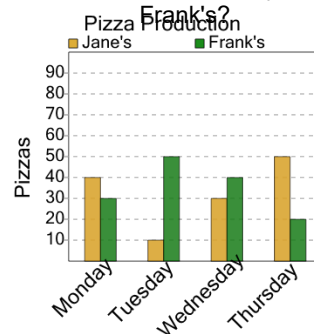




Math worksheet on 'Graphing - Bar Graph (Double) - Difference of Two (Level 3)'. Part of a broader unit on 'Data and Graphs - Advanced'

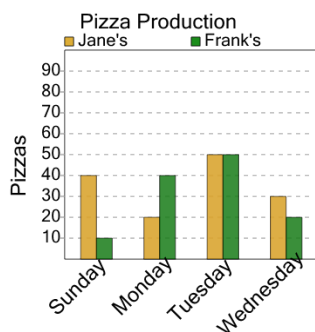
Learn online: app.mobius.academy/math/units/data_graphing_advanced/

1 How many more pizzas were made on Thursday at Jane's than on Wednesday at Frank's?



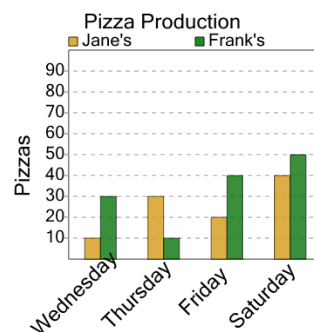
a	50	b	20	c	30
d	60	e	10	f	70

2 How many more pizzas were made on Tuesday at Frank's than on Wednesday at Jane's?



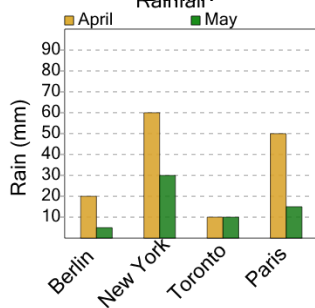
a	50	b	60	c	80
d	70	e	90	f	20

3 How many more pizzas were made on Thursday at Frank's than on Wednesday at Jane's?



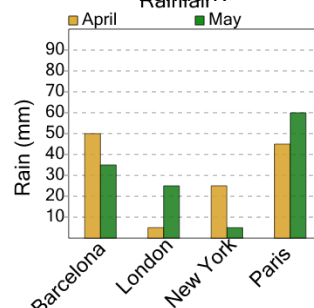
a	10	b	0	c	50
d	70	e	30	f	60

4 How many more millimeters of rain were there during April in New York than during May in Berlin?



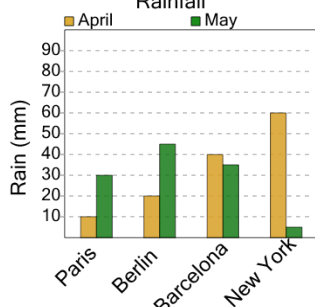
a	65	b	55	c	25
d	75	e	50	f	20

5 How many more millimeters of rain were there during April in Barcelona than during May in London?



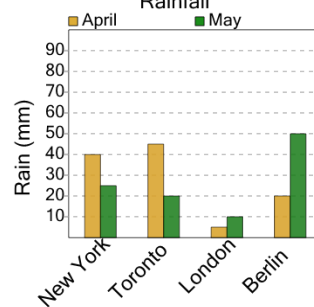
a	15	b	10	c	5
d	35	e	25	f	0

6 How many more millimeters of rain were there during April in New York than during May in Paris?



a	0	b	30	c	15
d	35	e	20	f	65

7 How many more millimeters of rain were there during May in Toronto than during April in London?



a	5	b	0	c	15
d	30	e	20	f	50