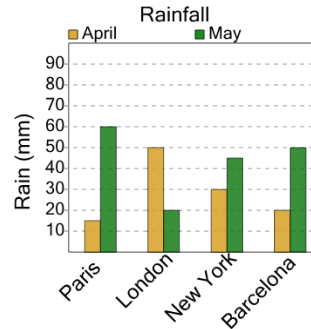




Math worksheet on 'Graphing - Bar Graph (Double) - Maximum of Series (Level 3)'. Part of a broader unit on 'Data and Graphs - Advanced'

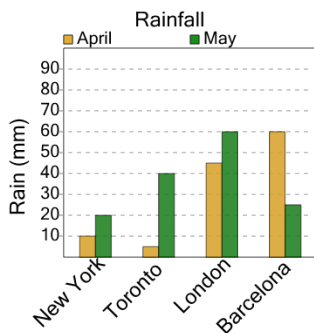
Learn online: app.mobius.academy/math/units/data_graphing_advanced/

1 What city had the LARGEST amount of rain in May?



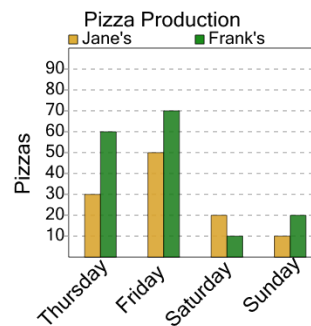
a	Paris	b	Barcelona
c	London	d	New York

2 What city had the LARGEST amount of rain in April?



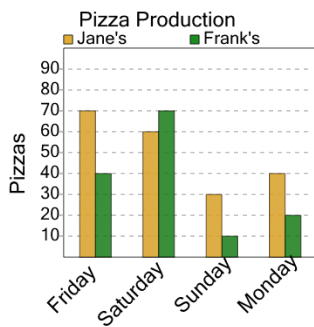
a	New York	b	Toronto
c	Barcelona	d	London

3 On what day were the MOST pizzas made at Frank's?



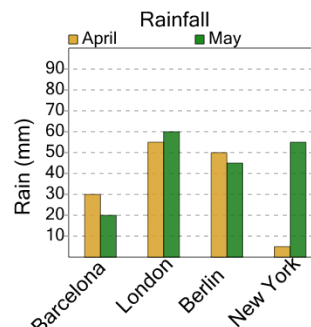
a	Thursday	b	Friday
c	Saturday	d	Sunday

4 On what day were the MOST pizzas made at Frank's?



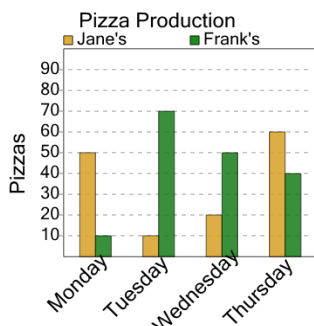
a	Sunday	b	Monday
c	Saturday		

5 What city had the LARGEST amount of rain in May?



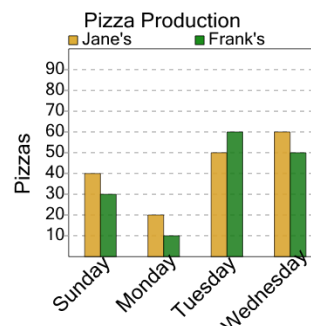
a	London	b	Berlin
c	Barcelona	d	New York

6 On what day were the MOST pizzas made at Frank's?



a	Monday	b	Wednesday
c	Tuesday	d	Thursday

7 On what day were the MOST pizzas made at Jane's?



a	Wednesday	b	Sunday
c	Monday	d	Tuesday