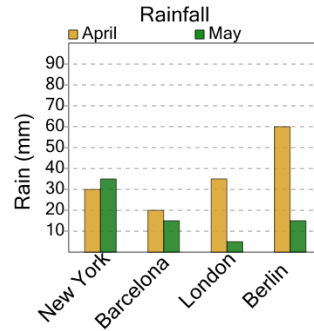




Math worksheet on 'Graphing - Bar Graph (Double) - Maximum Overall (Level 3)'. Part of a broader unit on 'Data and Graphs - Practice'

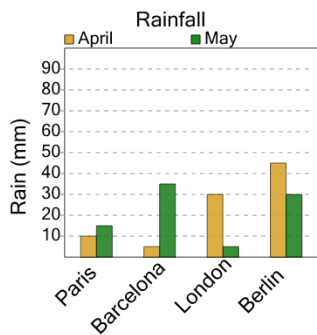
Learn online: app.mobius.academy/math/units/data_graphing_practice/

1 What city had the largest amount of rain in a month?



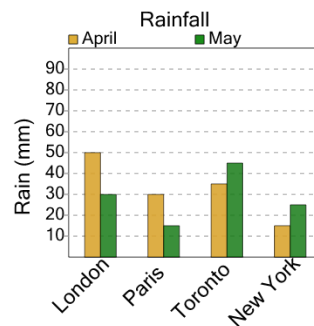
- a April / Berlin
- b April / London
- c May / New York

2 What city had the largest amount of rain in a month?



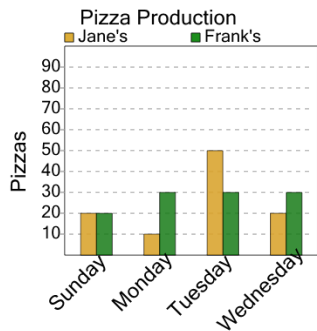
- a April / Berlin
- b May / Paris
- c April / Barcelona
- d April / London

3 What city had the largest amount of rain in a month?



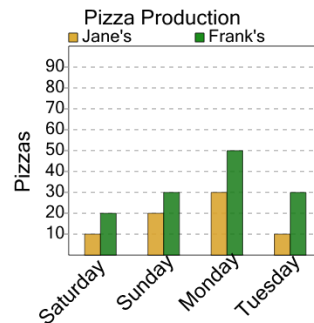
- a April / Paris
- b April / Toronto
- c April / New York
- d April / London

4 On what day and store were the most pizzas made at either store?



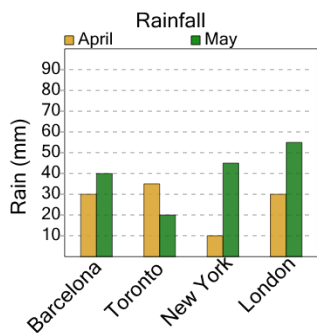
- a Frank's / Wednesday
- b Frank's / Sunday
- c Jane's / Tuesday
- d Frank's / Monday

5 On what day and store were the most pizzas made at either store?



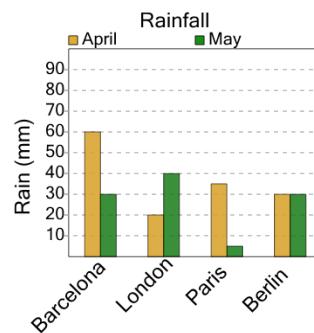
- a Jane's / Sunday
- b Frank's / Monday
- c Frank's / Saturday

6 What city had the largest amount of rain in a month?



- a May / Toronto
- b April / New York
- c May / London
- d April / Barcelona

7 What city had the largest amount of rain in a month?



- a April / London
- b May / Paris
- c April / Barcelona