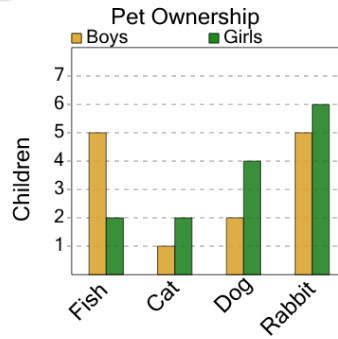




Math worksheet on 'Graphing - Bar Graph (Double) - Maximum at Point (Level 1)'. Part of a broader unit on 'Data and Graphs - Advanced'

Learn online: app.mobius.academy/math/units/data_graphing_advanced/

1



Do boys or girls have more fishes?

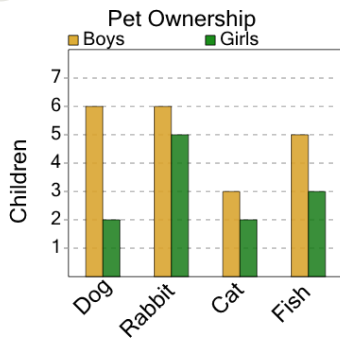
a

Boys

b

Girls

2



Do boys or girls have more fishes?

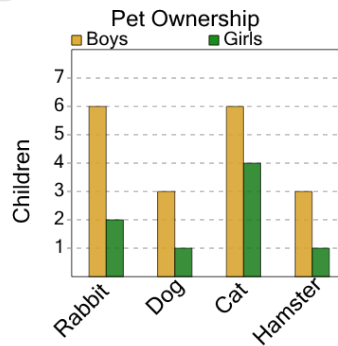
a

Boys

b

Girls

3



Do boys or girls have more rabbits?

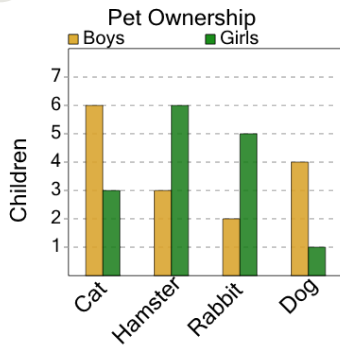
a

Girls

b

Boys

4



Do boys or girls have more dogs?

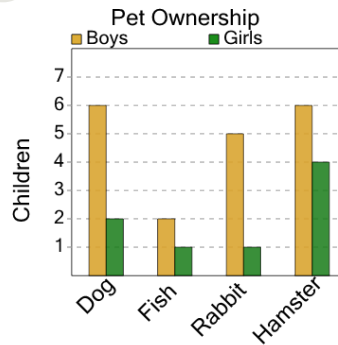
a

Girls

b

Boys

5



Do boys or girls have more dogs?

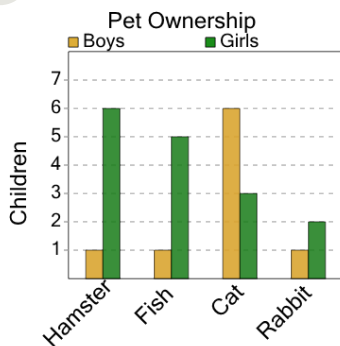
a

Girls

b

Boys

6



Do boys or girls have more hamsters?

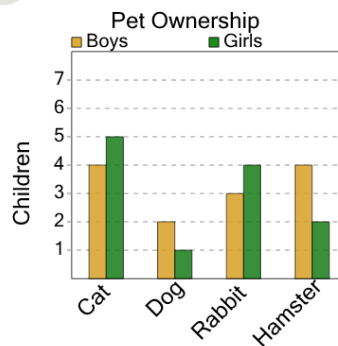
a

Girls

b

Boys

7



Do boys or girls have more cats?

a

Girls

b

Boys