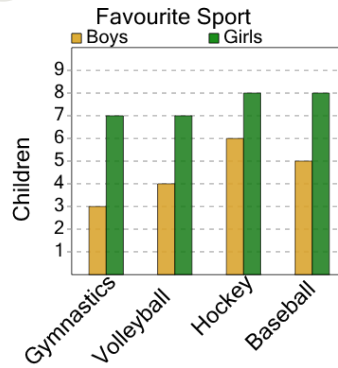




Math worksheet on 'Graphing - Bar Graph (Double) - Maximum at Point (Level 2)'. Part of a broader unit on 'Data and Graphs - Advanced'

Learn online: app.mobius.academy/math/units/data_graphing_advanced/

1



Do more boys or girls like gymnastics?

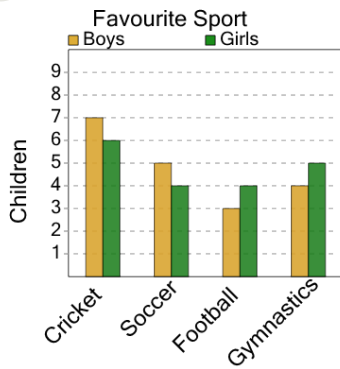
a

Girls

b

Boys

2



Do more boys or girls like gymnastics?

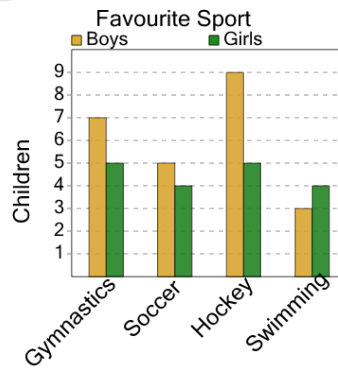
a

Boys

b

Girls

3



Do more boys or girls like swimming?

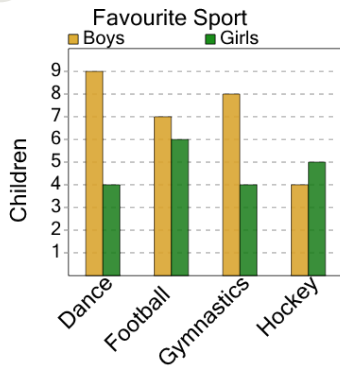
a

Girls

b

Boys

4



Do more boys or girls like dance?

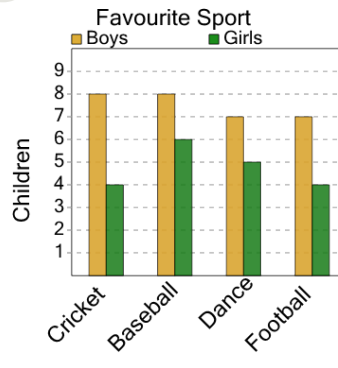
a

Boys

b

Girls

5



Do more boys or girls like cricket?

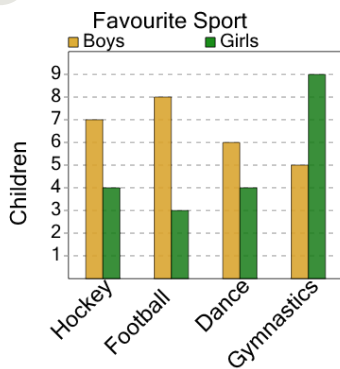
a

Boys

b

Girls

6



Do more boys or girls like hockey?

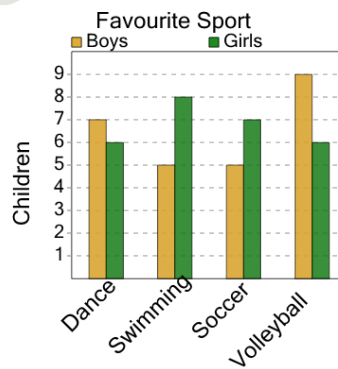
a

Boys

b

Girls

7



Do more boys or girls like dance?

a

Boys

b

Girls