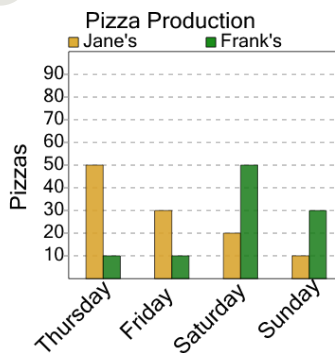




Math worksheet on 'Graphing - Bar Graph (Double) - Maximum at Point (Level 3)'. Part of a broader unit on 'Data and Graphs - Advanced'

Learn online: app.mobius.academy/math/units/data_graphing_advanced/

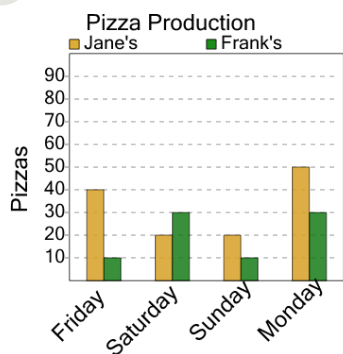
1



Which store made more pizza on thursday?

a	b
Frank's	Jane's

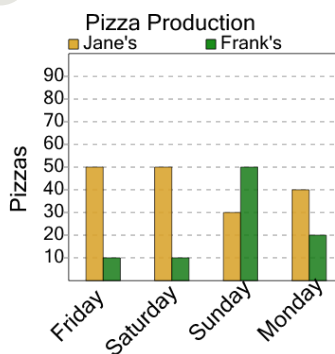
2



Which store made more pizza on monday?

a	b
Jane's	Frank's

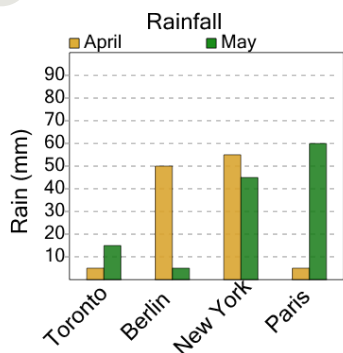
3



Which store made more pizza on sunday?

a	b
Frank's	Jane's

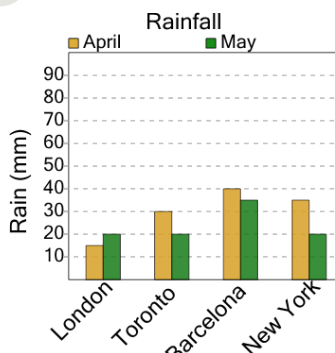
4



What month had more rain in new york?

a	b
May	April

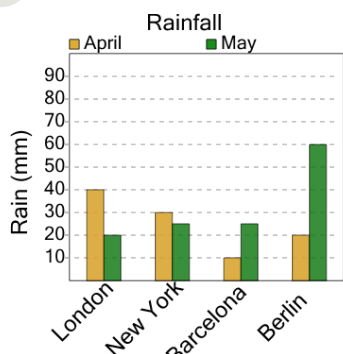
5



What month had more rain in new york?

a	b
April	May

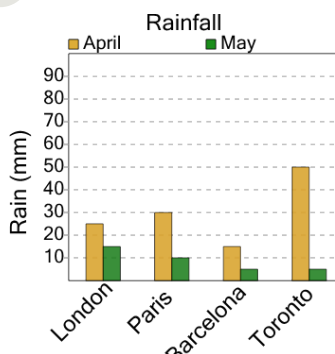
6



What month had more rain in new york?

a	b
May	April

7



What month had more rain in paris?

a	b
April	May