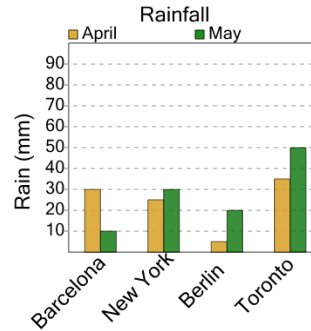




Math worksheet on 'Graphing - Bar Graph (Double) - Minimum of Series (Level 3)'. Part of a broader unit on 'Data and Graphs - Practice'

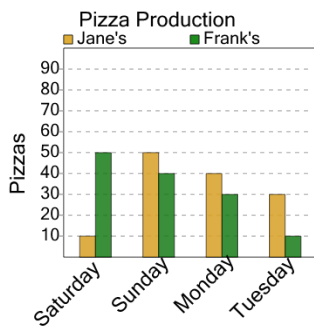
Learn online: app.mobius.academy/math/units/data_graphing_practice/

1 What city had the least amount of rain in May?



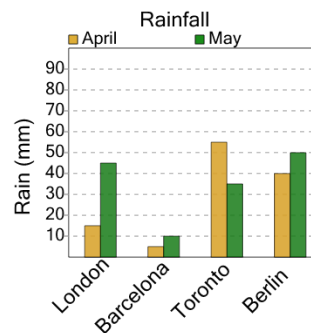
a	Barcelona	b	New York
c	Toronto	d	Berlin

2 On what day were the fewest pizzas made at Jane's?



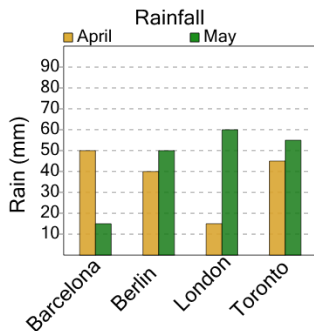
a	Monday	b	Sunday
c	Saturday	d	Tuesday

3 What city had the least amount of rain in April?



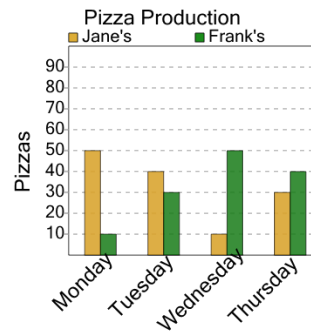
a	Berlin	b	Barcelona
c	London	d	Toronto

4 What city had the least amount of rain in May?



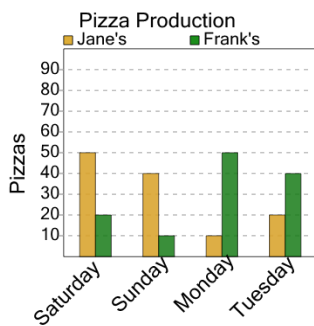
a	Barcelona	b	Berlin
c	London		

5 On what day were the fewest pizzas made at Frank's?



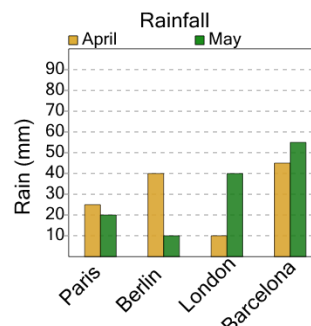
a	Tuesday	b	Monday
c	Thursday		

6 On what day were the fewest pizzas made at Jane's?



a	Saturday	b	Monday
c	Sunday	d	Tuesday

7 What city had the least amount of rain in May?



a	Barcelona	b	London
c	Berlin		