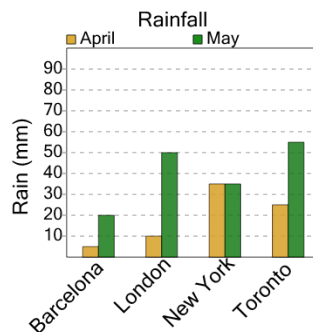




Math worksheet on 'Graphing - Bar Graph (Double) - Minimum Overall (Level 3)'. Part of a broader unit on 'Data and Graphs - Practice'

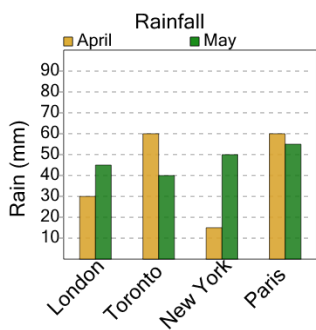
Learn online: [app.mobius.academy/math/units/data\\_graphing\\_practice/](http://app.mobius.academy/math/units/data_graphing_practice/)

1 What city had the least amount of rain in a month?



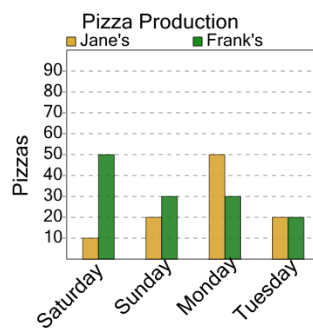
- a May / Toronto
- b April / Barcelona
- c May / London
- d April / New York

2 What city had the least amount of rain in a month?



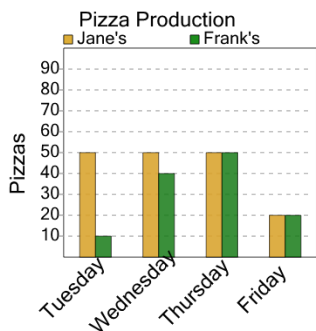
- a April / Paris
- b May / London
- c April / New York
- d May / Toronto

3 On what day and store were the fewest pizzas made at any store?



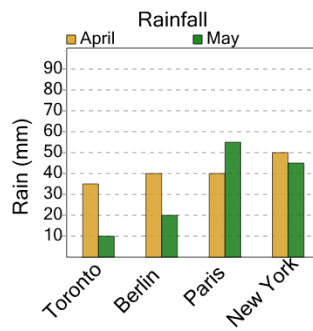
- a Frank's / Monday
- b Frank's / Tuesday
- c Jane's / Saturday

4 On what day and store were the fewest pizzas made at any store?



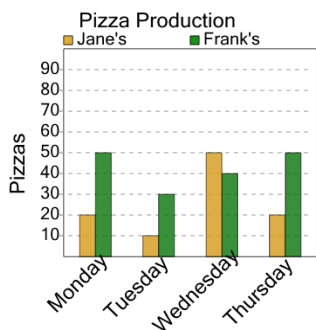
- a Jane's / Thursday
- b Frank's / Tuesday
- c Frank's / Wednesday
- d Frank's / Friday

5 What city had the least amount of rain in a month?



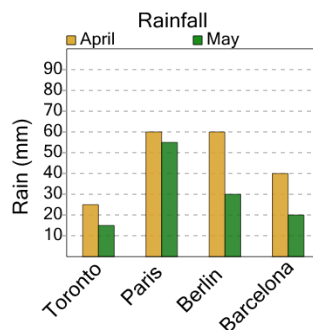
- a April / Paris
- b May / Toronto
- c May / New York
- d May / Berlin

6 On what day and store were the fewest pizzas made at any store?



- a Frank's / Thursday
- b Jane's / Wednesday
- c Jane's / Tuesday
- d Jane's / Monday

7 What city had the least amount of rain in a month?



- a May / Berlin
- b May / Toronto
- c May / Barcelona
- d April / Paris