

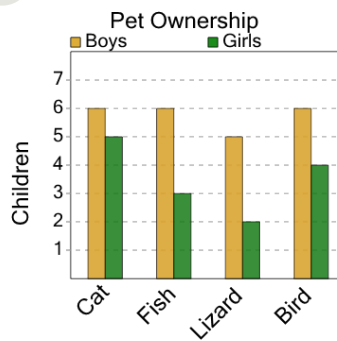


Math worksheet on 'Graphing - Bar Graph (Double) - Minimum at Point (Level 1)'. Part of a broader unit on 'Data and Graphs (Mins, Max, Averages) - Practice'

Learn online:

app.mobius.academy/math/units/data_graphing_sums_and_averages_practice/

1



Do boys or girls have fewer cats?

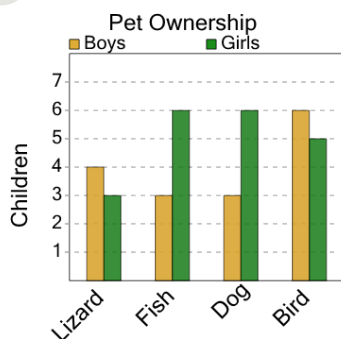
a

Boys

b

Girls

2



Do boys or girls have fewer birds?

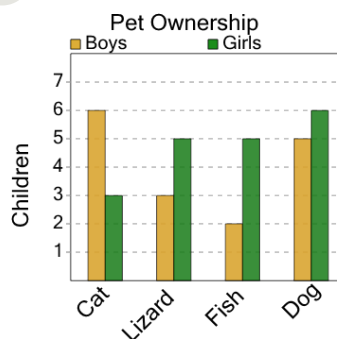
a

Boys

b

Girls

3



Do boys or girls have fewer cats?

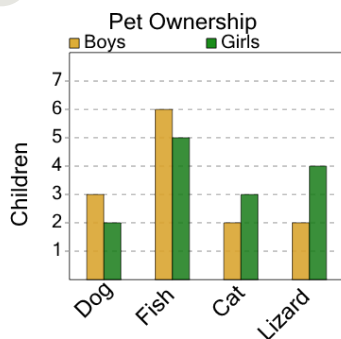
a

Girls

b

Boys

4



Do boys or girls have fewer dogs?

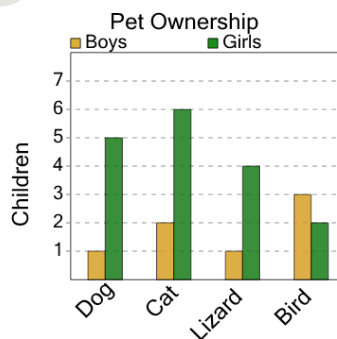
a

Girls

b

Boys

5



Do boys or girls have fewer lizards?

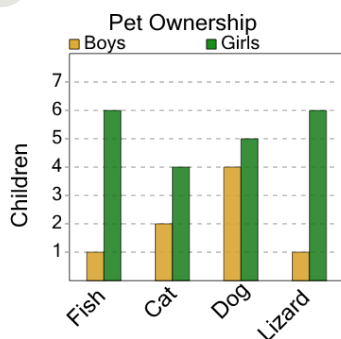
a

Boys

b

Girls

6



Do boys or girls have fewer dogs?

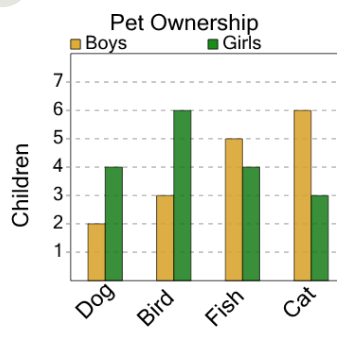
a

Girls

b

Boys

7



Do boys or girls have fewer dogs?

a

Boys

b

Girls