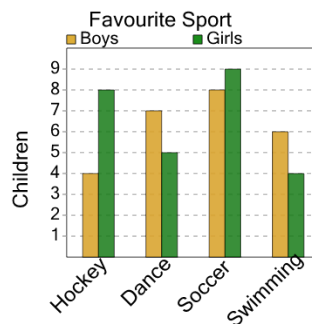




Math worksheet on 'Graphing - Bar Graph (Double) - Read Category (Level 2)'. Part of a broader unit on 'Data and Graphs - Practice'

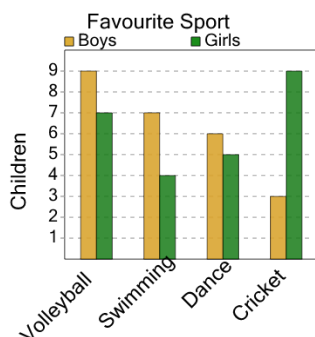
Learn online: app.mobius.academy/math/units/data_graphing_practice/

1 What sport do 5 girls like?



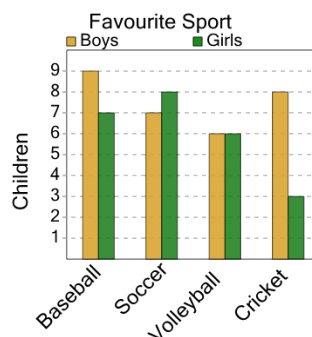
a	Hockey	b	Swimming
c	Dance	d	Soccer

2 What sport do 7 boys like?



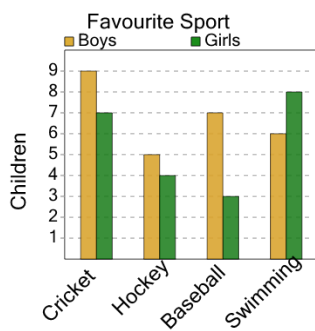
a	Swimming	b	Cricket
c	Dance	d	Volleyball

3 What sport do 3 girls like?



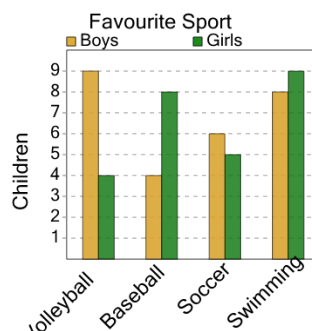
a	Soccer	b	Cricket
c	Baseball	d	Volleyball

4 What sport do 7 girls like?



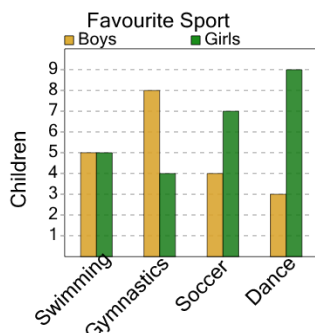
a	Baseball	b	Swimming
c	Cricket	d	Hockey

5 What sport do 8 boys like?



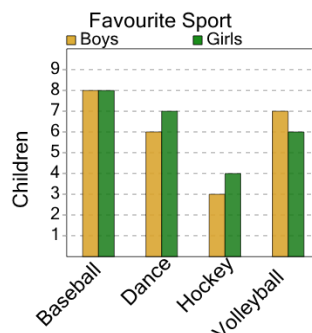
a	Swimming	b	Baseball
c	Volleyball		

6 What sport do 7 girls like?



a	Soccer	b	Dance
c	Swimming		

7 What sport do 8 boys like?



a	Baseball	b	Dance
c	Volleyball	d	Hockey