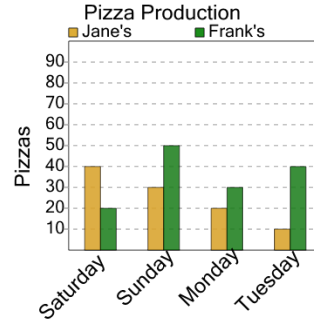




Math worksheet on 'Graphing - Bar Graph (Double) - Read Category (Level 3)'. Part of a broader unit on 'Data and Graphs - Practice'

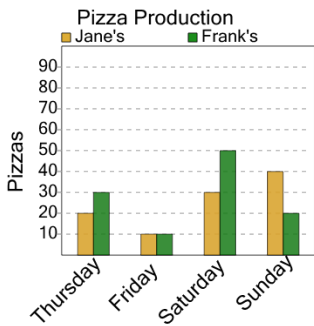
Learn online: app.mobius.academy/math/units/data_graphing_practice/

1 On what day were 30 pizzas made at Jane's?



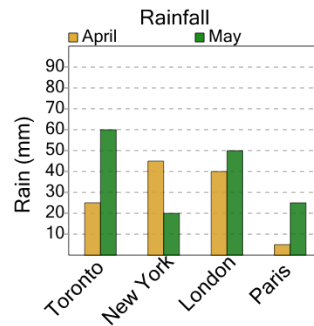
a	Monday	b	Saturday
c	Sunday	d	Tuesday

2 On what day were 30 pizzas made at Frank's?



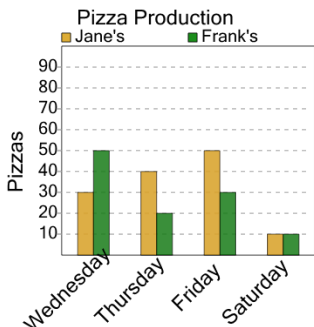
a	Saturday	b	Thursday
c	Friday	d	Sunday

3 What city had 20 millimeters of rain in May?



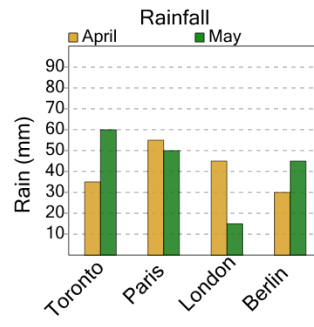
a	New York	b	Toronto
c	Paris	d	London

4 On what day were 40 pizzas made at Jane's?



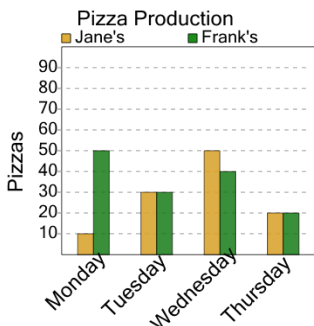
a	Thursday	b	Friday
c	Saturday		

5 What city had 35 millimeters of rain in April?



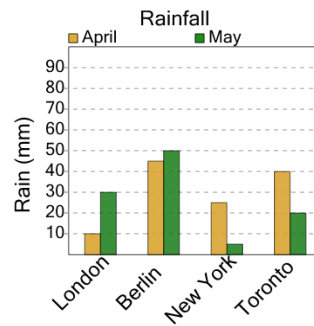
a	Toronto	b	Berlin
c	Paris	d	London

6 On what day were 20 pizzas made at Frank's?



a	Monday	b	Tuesday
c	Thursday	d	Wednesday

7 What city had 45 millimeters of rain in April?



a	Berlin	b	New York
c	London	d	Toronto