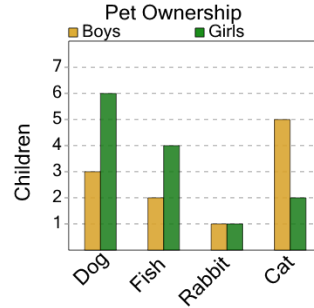




Math worksheet on 'Graphing - Bar Graph (Double) - Read Value (Level 1)'. Part of a broader unit on 'Data and Graphs - Practice'

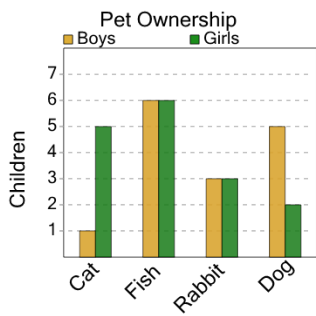
Learn online: app.mobius.academy/math/units/data_graphing_practice/

1 How many boys have a cat as a pet?



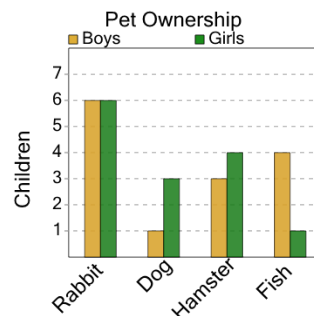
a	b	c
8	12	2
d	e	f
5	0	6

2 How many girls have a fish as a pet?



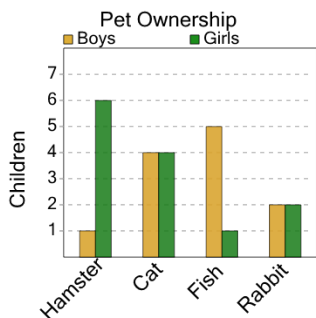
a	b	c
1	2	5
d	e	f
6		

3 How many boys have a dog as a pet?



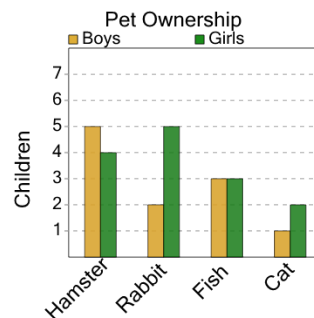
a	b	c
7	2	3
d	e	f
1	5	4

4 How many girls have a hamster as a pet?



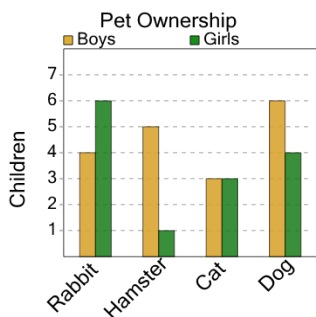
a	b	c
9	8	1
d	e	f
3	2	6

5 How many boys have a cat as a pet?



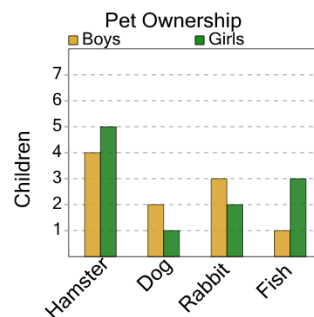
a	b	c
3	8	6
d	e	f
7	5	1

6 How many boys have a cat as a pet?



a	b	c
1	3	4
d	e	f
8	2	10

7 How many boys have a dog as a pet?



a	b	c
4	5	7
d	e	f
3	2	6