

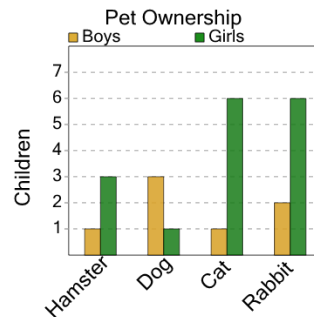


Math worksheet on 'Graphing - Bar Graph (Double) - Total at Point (Level 1)'. Part of a broader unit on 'Data and Graphs (Mins, Max, Averages) - Practice'

Learn online:

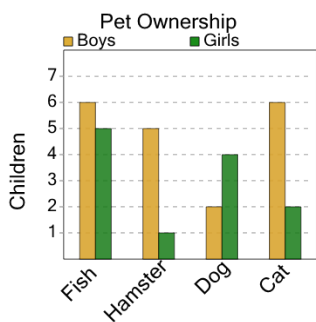
app.mobius.academy/math/units/data_graphing_sums_and_averages_practice/

1 How many total boys and girls have cats?



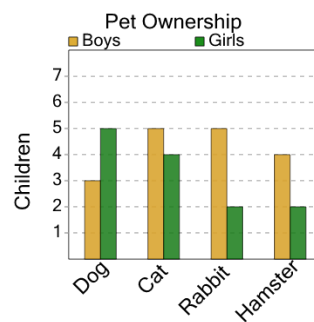
a	b	c
7	3	9
d	e	f
10	2	0

2 How many total boys and girls have hamsters?



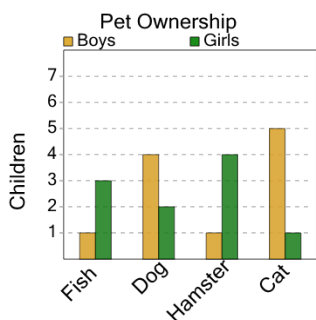
a	b	c
3	6	9
d	e	
11	2	

3 How many total boys and girls have hamsters?



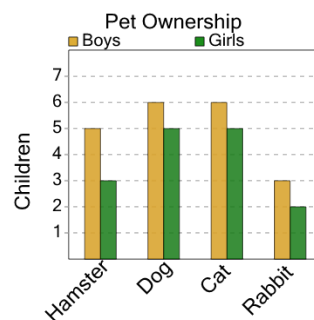
a	b	c
1	6	11
d	e	
3	2	

4 How many total boys and girls have fishs?



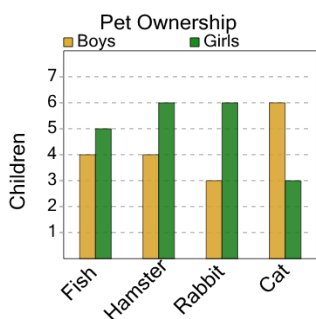
a	b	c
1	4	2
d	e	
10	0	

5 How many total boys and girls have cats?



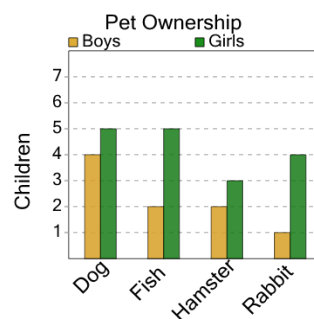
a	b	c
7	4	11
d	e	f
13	17	9

6 How many total boys and girls have fishs?



a	b	c
6	3	9
d	e	f
11	7	14

7 How many total boys and girls have rabbits?



a	b	c
1	5	7
d	e	f
9	2	3