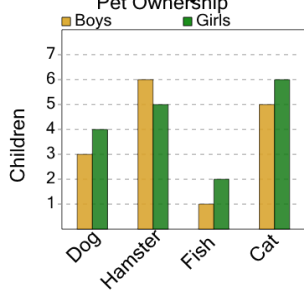


Graphing - Bar Graph (Double) - Total Overall

1

How many total children were surveyed?



A

32

B

39

C

28

D

38

E

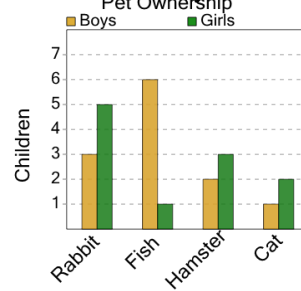
26

F

29

2

How many total children were surveyed?



A

28

B

23

C

15

D

25

E

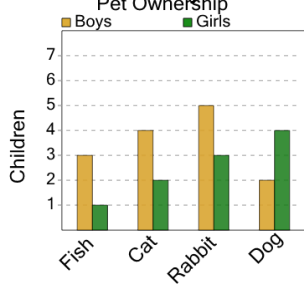
16

F

26

3

How many total children were surveyed?



A

24

B

19

C

26

D

16

E

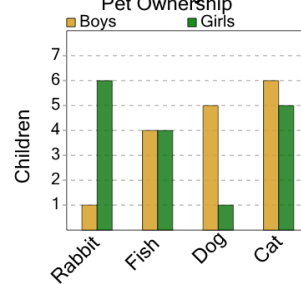
17

F

22

4

How many total children were surveyed?



A

29

B

39

C

36

D

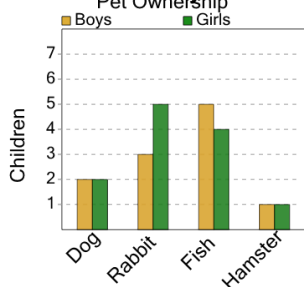
37

E

32

5

How many total children were surveyed?



A

20

B

16

C

23

D

26

E

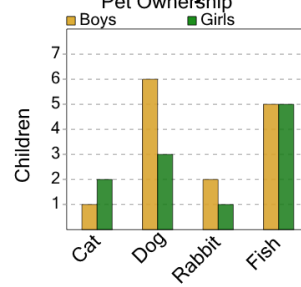
21

F

27

6

How many total children were surveyed?



A

19

B

17

C

25

D

21

E

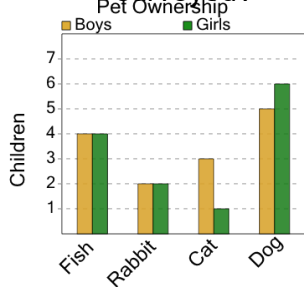
20

F

18

7

How many total children were surveyed?



A

34

B

32

C

25

D

20

E

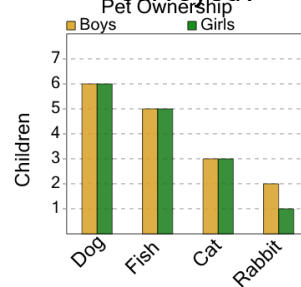
27

F

24

8

How many total children were surveyed?



A

36

B

24

C

35

D

29

E

31