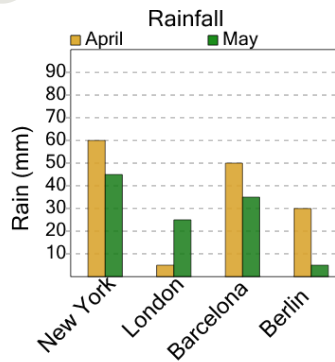




Math worksheet on 'Graphing - Bar Graph (Double) - Which is More (Level 3)'. Part of a broader unit on 'Data and Graphs - Advanced'

Learn online: [app.mobius.academy/math/units/data\\_graphing\\_advanced/](http://app.mobius.academy/math/units/data_graphing_advanced/)

1



Did more rain fall during April in New York or during May in Barcelona?

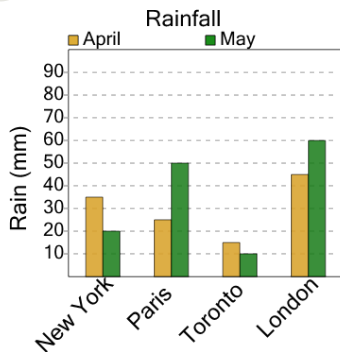
a

April / New York

b

May / Barcelona

2



Did more rain fall during April in Paris or during May in New York?

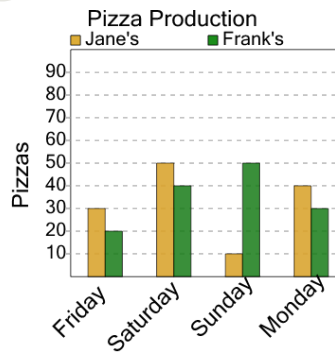
a

May / New York

b

April / Paris

3



Were more pizzas made on Saturday at Jane's or on Friday at Frank's?

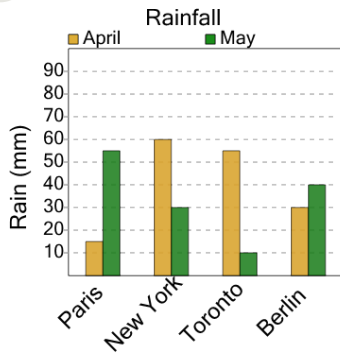
a

Jane's / Saturday

b

Frank's / Friday

4



Did more rain fall during April in New York or during May in Toronto?

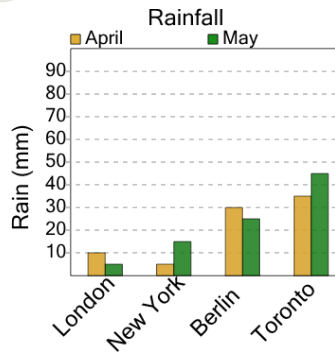
a

May / Toronto

b

April / New York

5



Did more rain fall during April in Berlin or during May in London?

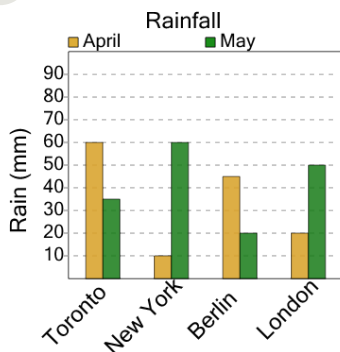
a

May / London

b

April / Berlin

6



Did more rain fall during May in London or during April in Toronto?

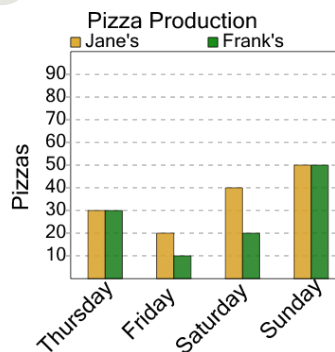
a

April / Toronto

b

May / London

7



Were more pizzas made on Saturday at Frank's or on Thursday at Jane's?

a

Frank's / Saturday

b

Jane's / Thursday