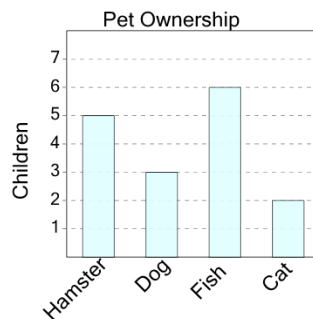




Math worksheet on 'Graphing - Bar Graph (Single) - Difference of Two (Level 1)'. Part of a broader unit on 'Data and Graphs - Intro'

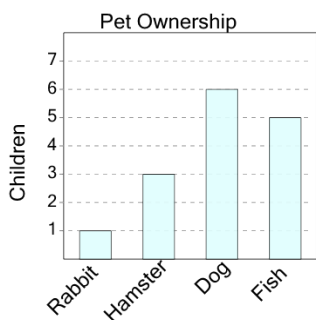
Learn online: app.mobius.academy/math/units/data_graphing_intro/

1 How many more kids have a hamster than a dog as a pet?



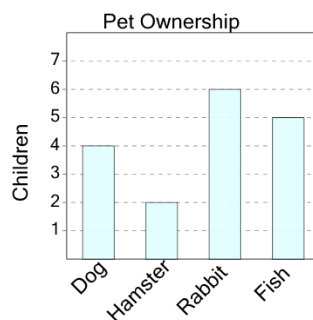
a	b	c
2	8	4
d	e	
1	3	

2 How many more kids have a fish than a rabbit as a pet?



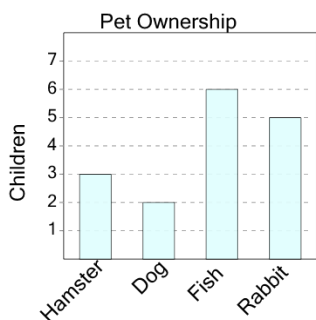
a	b	c
1	3	4
d	e	f
8	2	10

3 How many more kids have a fish than a hamster as a pet?



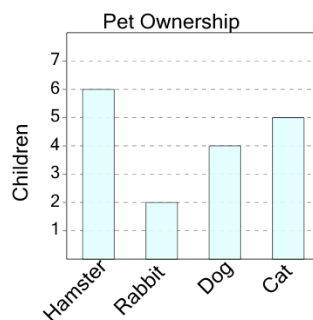
a	b	c
8	7	2
d	e	f
4	10	3

4 How many more kids have a hamster than a dog as a pet?



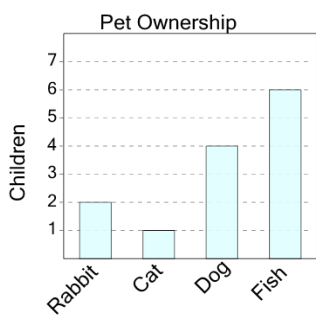
a	b	c
1	7	3
d	e	f
8	4	2

5 How many more kids have a hamster than a cat as a pet?



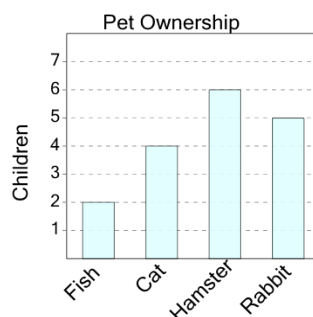
a	b	c
6	5	1
d	e	
4	8	

6 How many more kids have a dog than a cat as a pet?



a	b	c
1	3	9
d	e	
2	7	

7 How many more kids have a rabbit than a fish as a pet?



a	b	c
1	9	10
d	e	f
2	4	3