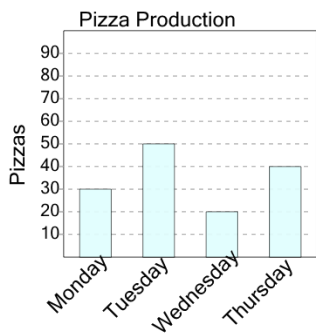




Math worksheet on 'Graphing - Bar Graph (Single) - Difference of Two (Level 3)'. Part of a broader unit on 'Data and Graphs - Practice'

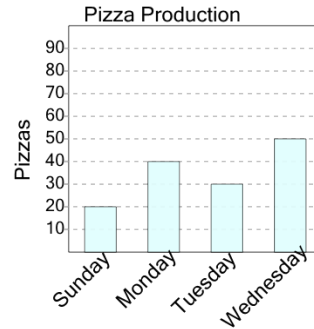
Learn online: [app.mobius.academy/math/units/data\\_graphing\\_practice/](http://app.mobius.academy/math/units/data_graphing_practice/)

**2** How many more pizzas were made on Tuesday than on Thursday?



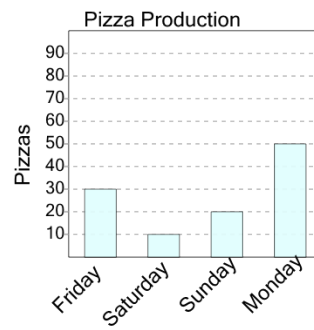
<b>a</b>	<b>b</b>	<b>c</b>
10	20	50
<b>d</b>	<b>e</b>	<b>f</b>
40	60	30

**1** How many more pizzas were made on Wednesday than on Monday?



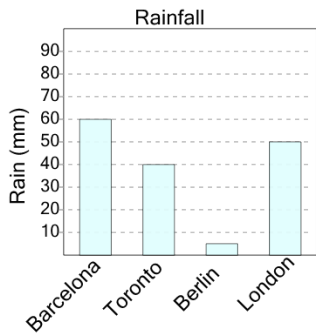
<b>a</b>	<b>b</b>	<b>c</b>
40	50	10
<b>d</b>	<b>e</b>	<b>f</b>
30	60	0

**3** How many more pizzas were made on Sunday than on Saturday?



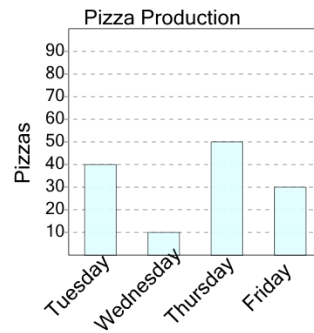
<b>a</b>	<b>b</b>	<b>c</b>
30	60	40
<b>d</b>	<b>e</b>	<b>f</b>
10	70	50

**4** How many more millimeters of rain were there in London than in Berlin?



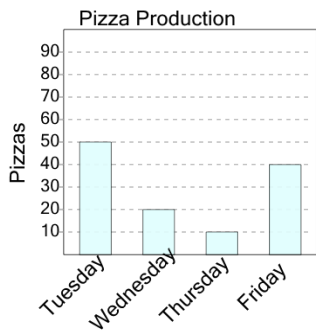
<b>a</b>	<b>b</b>	<b>c</b>
20	45	30
<b>d</b>	<b>e</b>	<b>f</b>
40	70	80

**5** How many more pizzas were made on Thursday than on Wednesday?



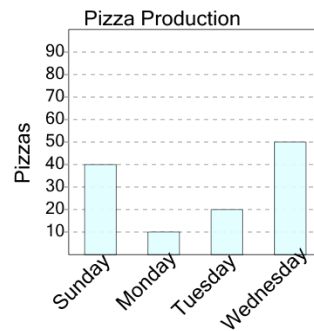
<b>a</b>	<b>b</b>	<b>c</b>
10	60	30
<b>d</b>	<b>e</b>	<b>f</b>
40	100	70

**6** How many more pizzas were made on Tuesday than on Thursday?



<b>a</b>	<b>b</b>	<b>c</b>
30	10	20
<b>d</b>	<b>e</b>	<b>f</b>
40	50	90

**7** How many more pizzas were made on Wednesday than on Sunday?



<b>a</b>	<b>b</b>	<b>c</b>
80	10	20
<b>d</b>	<b>e</b>	<b>f</b>
70	30	60