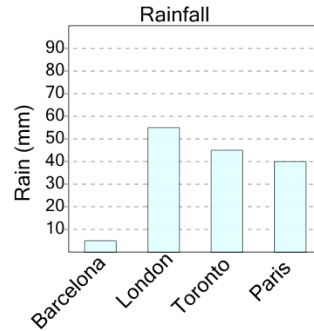




Math worksheet on 'Graphing - Bar Graph (Single) - Maximum (Level 3)'. Part of a broader unit on 'Data and Graphs - Intro'

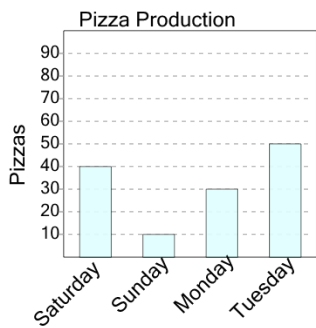
Learn online: app.mobius.academy/math/units/data_graphing_intro/

1 What city had the largest amount of rain?



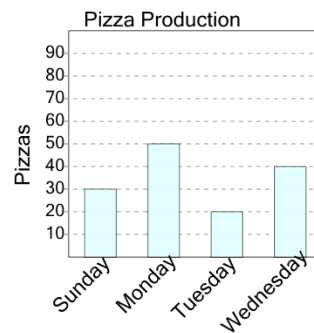
a	Paris	b	London
c	Barcelona	d	Toronto

2 On what day were the most pizzas made?



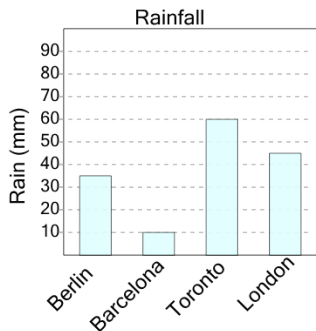
a	Tuesday	b	Saturday
c	Monday		

3 On what day were the most pizzas made?



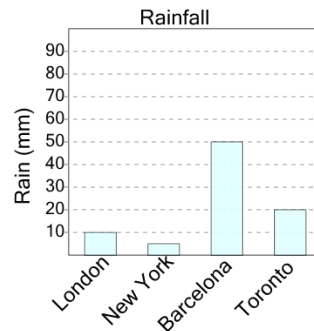
a	Monday	b	Wednesday
c	Tuesday		

4 What city had the largest amount of rain?



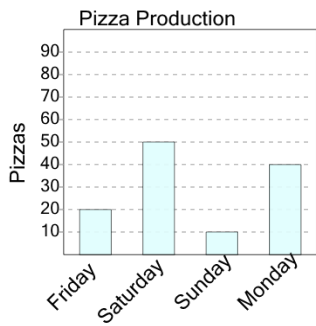
a	London	b	Toronto
c	Barcelona	d	Berlin

5 What city had the largest amount of rain?



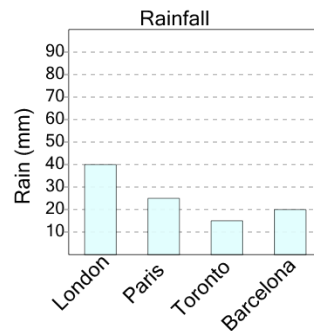
a	Barcelona	b	New York
c	London	d	Toronto

6 On what day were the most pizzas made?



a	Sunday	b	Friday
c	Monday	d	Saturday

7 What city had the largest amount of rain?



a	Toronto	b	London
c	Paris	d	Barcelona