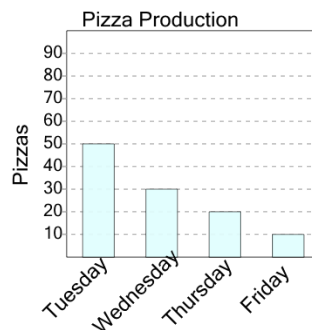




Math worksheet on 'Graphing - Bar Graph (Single) - Minimum (Level 3)'. Part of a broader unit on 'Data and Graphs - Intro'

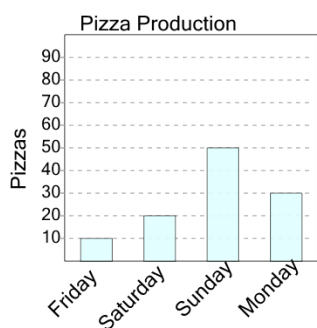
Learn online: [app.mobius.academy/math/units/data\\_graphing\\_intro/](http://app.mobius.academy/math/units/data_graphing_intro/)

**1** On what day were the fewest pizzas made?



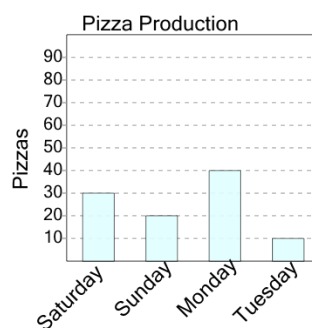
<b>a</b> Wednesday	<b>b</b> Thursday
<b>c</b> Tuesday	<b>d</b> Friday

**2** On what day were the fewest pizzas made?



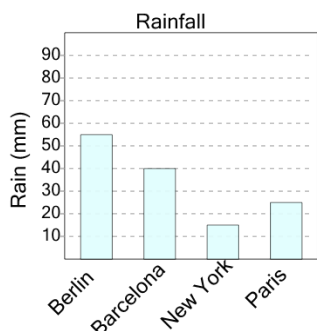
<b>a</b> Sunday	<b>b</b> Saturday
<b>c</b> Monday	<b>d</b> Friday

**3** On what day were the fewest pizzas made?



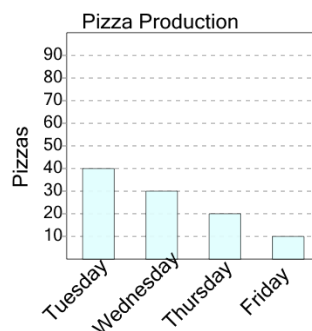
<b>a</b> Saturday	<b>b</b> Tuesday
<b>c</b> Monday	<b>d</b> Sunday

**4** What city had the least amount of rain?



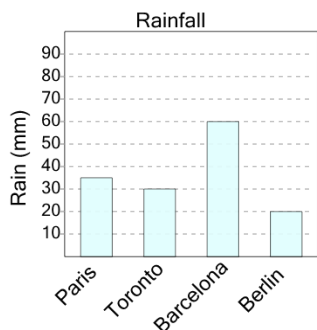
<b>a</b> Barcelona	<b>b</b> Paris
<b>c</b> New York	<b>d</b> Berlin

**5** On what day were the fewest pizzas made?



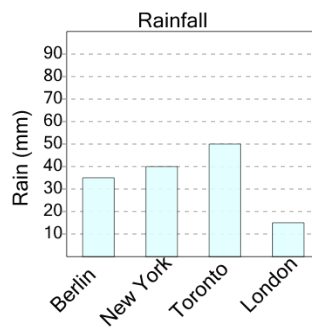
<b>a</b> Tuesday	<b>b</b> Thursday
<b>c</b> Friday	

**6** What city had the least amount of rain?



<b>a</b> Berlin	<b>b</b> Barcelona
<b>c</b> Paris	

**7** What city had the least amount of rain?



<b>a</b> London	<b>b</b> Toronto
<b>c</b> Berlin	<b>d</b> New York