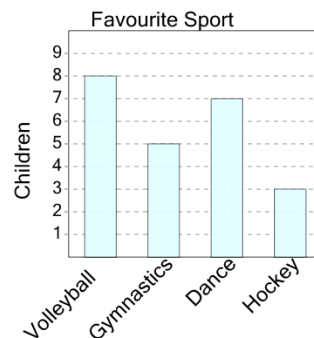




Math worksheet on 'Graphing - Bar Graph (Single) - Read Category (Level 2)'. Part of a broader unit on 'Data and Graphs - Intro'

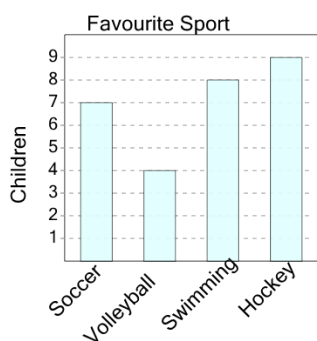
Learn online: app.mobius.academy/math/units/data_graphing_intro/

1 What sport do 7 children like most?



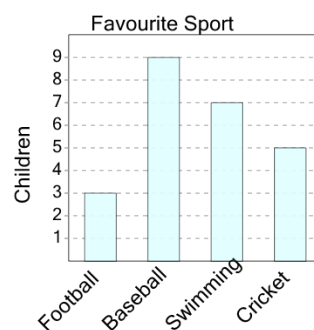
a	Volleyball	b	Dance
c	Hockey	d	Gymnastics

2 What sport do 9 children like most?



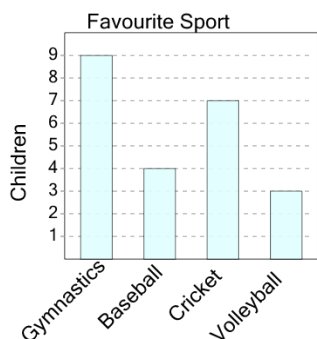
a	Swimming	b	Volleyball
c	Soccer	d	Hockey

3 What sport do 3 children like most?



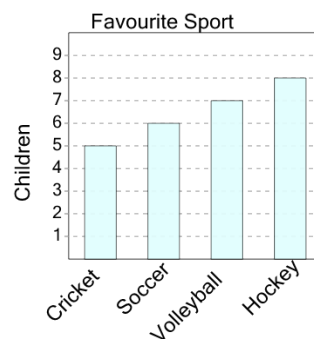
a	Swimming	b	Football
c	Baseball	d	Cricket

4 What sport do 4 children like most?



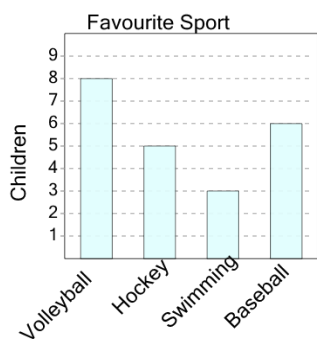
a	Cricket	b	Baseball
c	Gymnastics	d	Volleyball

5 What sport do 7 children like most?



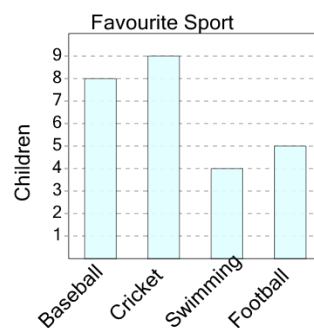
a	Volleyball	b	Cricket
c	Soccer	d	Hockey

6 What sport do 6 children like most?



a	Hockey	b	Swimming
c	Baseball	d	Volleyball

7 What sport do 4 children like most?



a	Cricket	b	Baseball
c	Swimming	d	Football