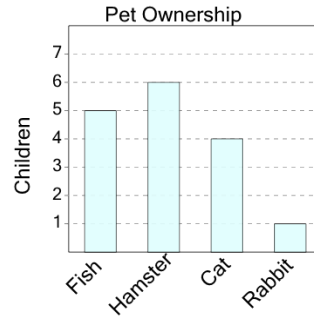




Math worksheet on 'Graphing - Bar Graph (Single) - Read Value (Level 1)'. Part of a broader unit on 'Data and Graphs - Intro'

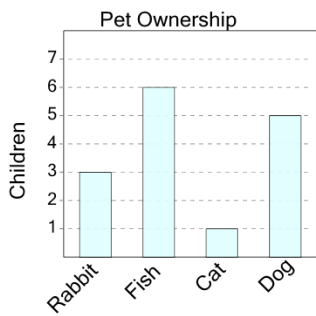
Learn online: app.mobius.academy/math/units/data_graphing_intro/

1 How many kids have a rabbit as a pet?



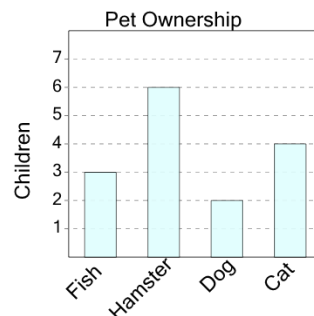
a	b	c
2	4	6
d	e	
1	3	

2 How many kids have a cat as a pet?



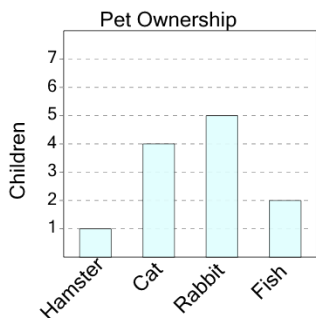
a	b	c
6	1	5
d	e	f
2	7	3

3 How many kids have a hamster as a pet?



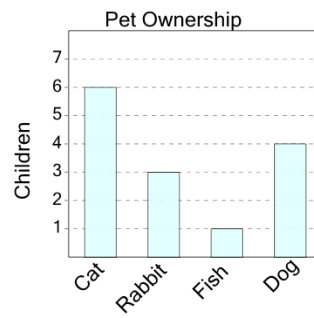
a	b	c
6	3	10
d	e	f
1	4	2

4 How many kids have a cat as a pet?



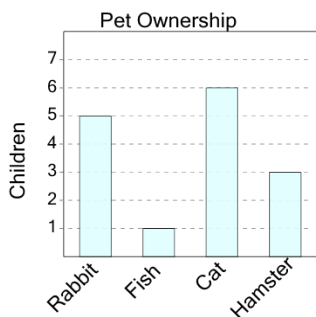
a	b	c
3	1	10
d	e	f
4	7	6

5 How many kids have a cat as a pet?



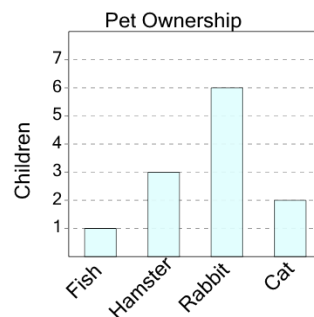
a	b	c
5	7	11
d	e	f
6	1	13

6 How many kids have a cat as a pet?



a	b	c
7	2	1
d	e	f
13	11	6

7 How many kids have a cat as a pet?



a	b	c
5	4	9
d	e	f
1	3	2