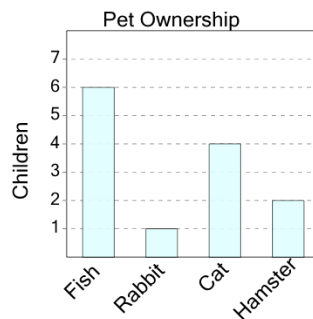




Math worksheet on 'Graphing - Bar Graph (Single) - Sum of Two (Level 1)'. Part of a broader unit on 'Data and Graphs - Intro'

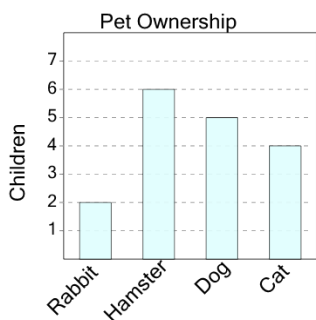
Learn online: app.mobius.academy/math/units/data_graphing_intro/

1 How many kids have either a fish or a hamster as a pet?



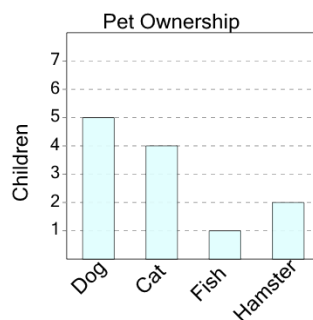
a	b	c
14	11	13
d	e	f
8	10	4

2 How many kids have either a hamster or a rabbit as a pet?



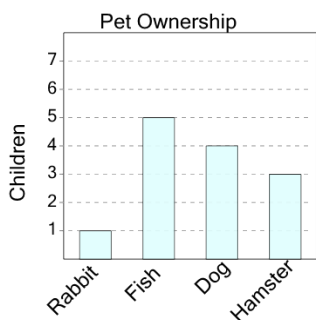
a	b	c
5	3	8
d	e	
12	15	

3 How many kids have either a dog or a fish as a pet?



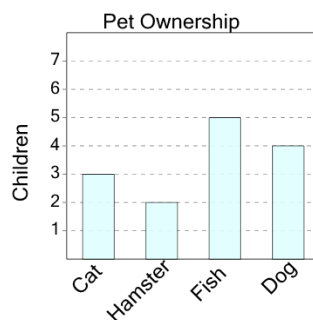
a	b	c
8	0	13
d	e	f
6	2	10

4 How many kids have either a dog or a hamster as a pet?



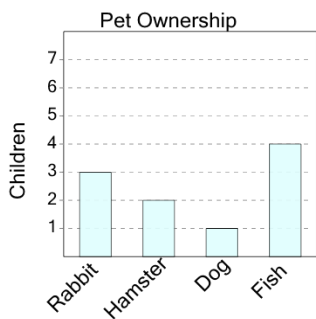
a	b	c
11	14	1
d	e	f
7	3	9

5 How many kids have either a fish or a dog as a pet?



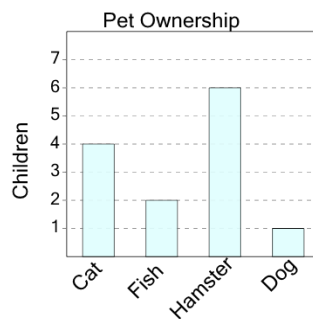
a	b	c
5	3	11
d	e	f
1	14	9

6 How many kids have either a fish or a dog as a pet?



a	b	c
0	12	3
d	e	f
11	10	5

7 How many kids have either a fish or a dog as a pet?



a	b	c
7	1	9
d	e	f
10	3	6