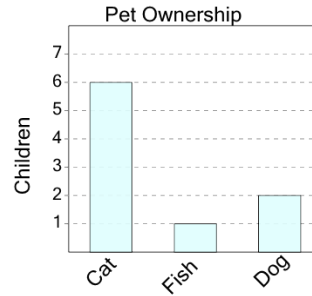




Math worksheet on 'Graphing - Bar Graph (Single) - Total of Series (Level 1)'. Part of a broader unit on 'Data and Graphs - Intro'

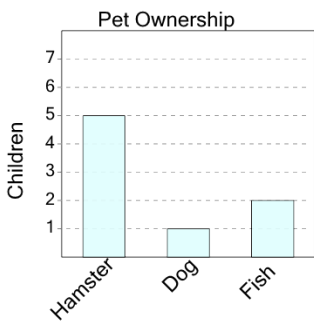
Learn online: app.mobius.academy/math/units/data_graphing_intro/

1 How many total children were surveyed?



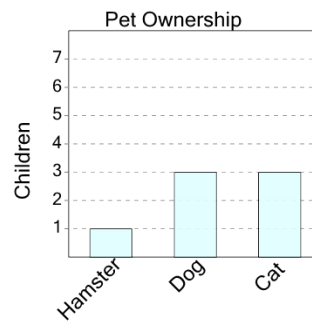
a	b	c
5	9	13
d		
15		

2 How many total children were surveyed?



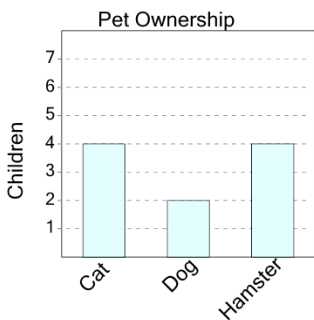
a	b	c
5	15	8
d	e	f
4	2	3

3 How many total children were surveyed?



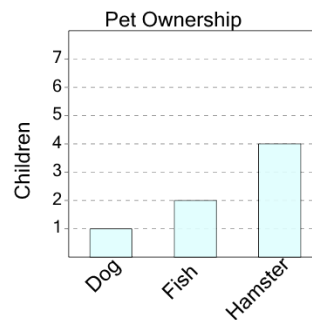
a	b	c
4	14	1
d	e	f
12	9	7

4 How many total children were surveyed?



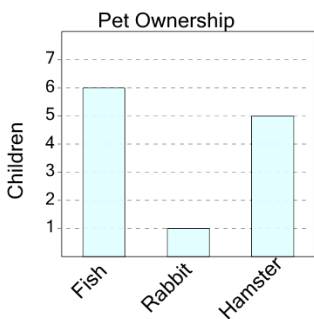
a	b	c
5	2	4
d	e	f
15	7	10

5 How many total children were surveyed?



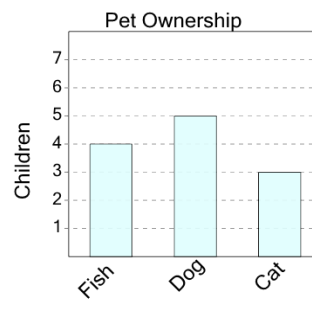
a	b	c
10	12	4
d	e	f
1	2	7

6 How many total children were surveyed?



a	b	c
8	6	15
d	e	f
17	19	12

7 How many total children were surveyed?



a	b	c
5	14	7
d	e	f
19	12	15