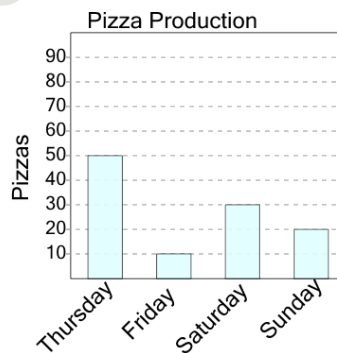




Math worksheet on 'Graphing - Bar Graph (Single) - Which is More (Level 3)'. Part of a broader unit on 'Data and Graphs - Practice'

Learn online: app.mobius.academy/math/units/data_graphing_practice/

1



Were more pizzas made on Friday or on Thursday?

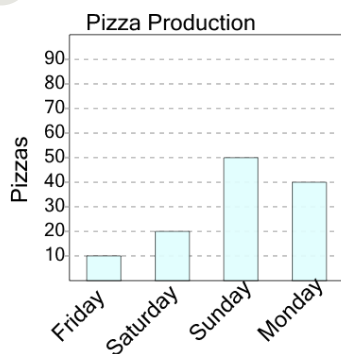
a

Friday

b

Thursday

2



Were more pizzas made on Saturday or on Friday?

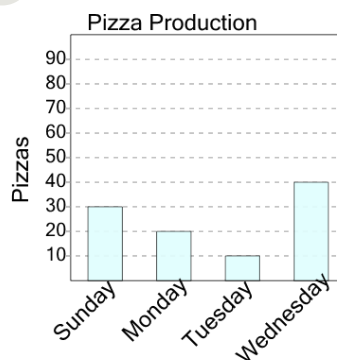
a

Friday

b

Saturday

3



Were more pizzas made on Sunday or on Tuesday?

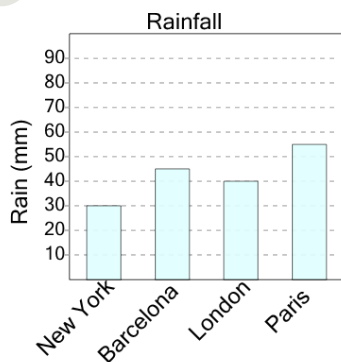
a

Tuesday

b

Sunday

4



Did more rain fall in Barcelona or in London?

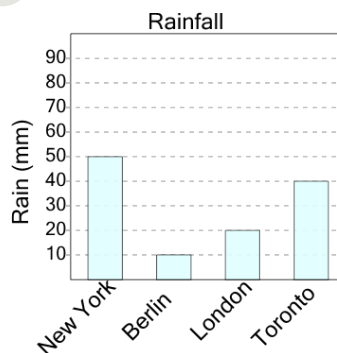
a

London

b

Barcelona

5



Did more rain fall in London or in New York?

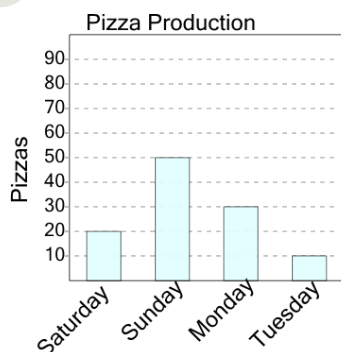
a

New York

b

London

6



Were more pizzas made on Sunday or on Monday?

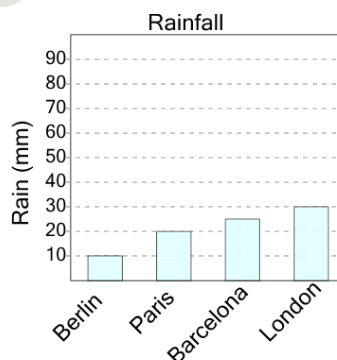
a

Monday

b

Sunday

7



Did more rain fall in Barcelona or in London?

a

London

b

Barcelona