



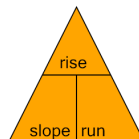
Math worksheet on 'Fact Family - Slope - Fact to Triangle (Level 1)'. Part of a broader unit on 'Line Equations and Graphing - Intro'

Learn online: app.mobius.academy/math/units/line_equations_and_graphing_intro/

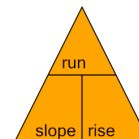
1 What fact family triangle would give this slope fact?

$$\text{run} \cdot \text{slope} = \text{rise}$$

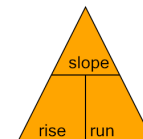
a



b



c



2 What fact family triangle would give this slope fact?

$$\text{slope} = \frac{\text{rise}}{\text{run}}$$

a



b



c



3 What fact family triangle would give this slope fact?

$$\text{run} = \frac{\text{rise}}{\text{slope}}$$

a



b



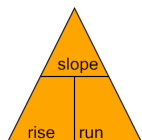
c



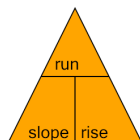
4 What fact family triangle would give this slope fact?

$$\text{slope} \cdot \text{run} = \text{rise}$$

a



b



c

