

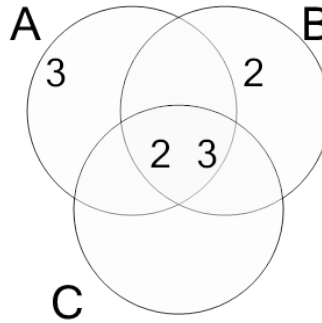


Math worksheet on 'Factoring - Venn Diagrams - 3 Numbers - Populated Venn without Numbers to Numbers (Level 3)'. Part of a broader unit on 'Factoring and Venn Factor Diagrams - Practice'

Learn online:

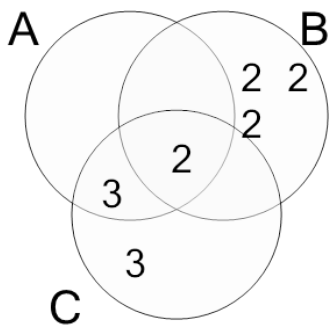
app.mobius.academy/math/units/factoring_and_venn_diagrams_practice/

1 Find the numbers that this factor diagram represents



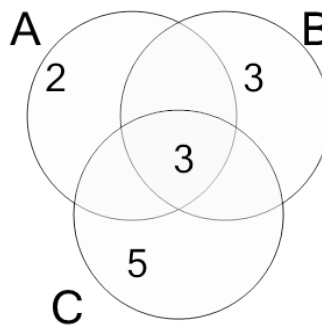
- a A=22, B=14, C=6
- b A=18, B=12, C=6
- c A=18, B=16, C=6
- d A=17, B=9, C=1
- e A=18, B=16, C=4
- f A=19, B=13, C=6

2 Find the numbers that this factor diagram represents



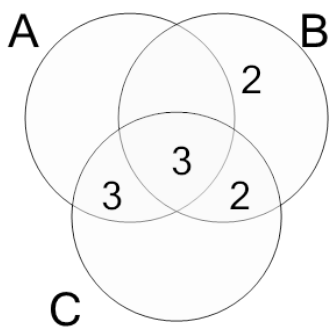
- a A=6, B=16, C=17
- b A=6, B=16, C=18
- c A=6, B=15, C=15
- d A=6, B=13, C=17
- e A=6, B=15, C=22
- f A=1, B=16, C=18

3 Find the numbers that this factor diagram represents



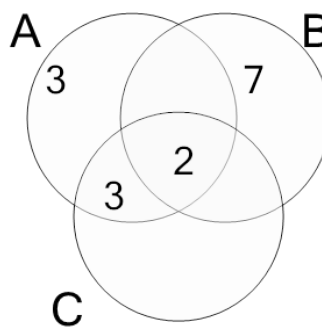
- a A=6, B=10, C=10
- b A=6, B=9, C=15
- c A=3, B=12, C=15
- d A=2, B=9, C=17
- e A=9, B=9, C=15
- f A=2, B=9, C=15

4 Find the numbers that this factor diagram represents



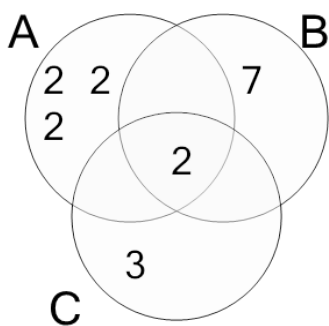
- a A=6, B=9, C=18
- b A=9, B=14, C=13
- c A=9, B=12, C=18
- d A=9, B=12, C=15
- e A=12, B=12, C=18
- f A=10, B=8, C=18

5 Find the numbers that this factor diagram represents



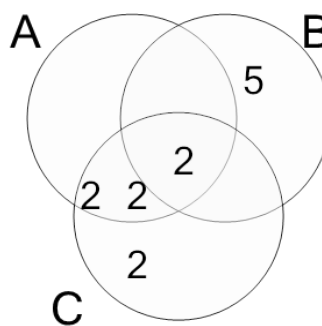
- a A=16, B=10, C=1
- b A=14, B=14, C=8
- c A=19, B=12, C=6
- d A=14, B=14, C=6
- e A=18, B=14, C=6
- f A=18, B=14, C=8

6 Find the numbers that this factor diagram represents



- a A=11, B=14, C=6
- b A=16, B=14, C=10
- c A=15, B=11, C=6
- d A=16, B=12, C=6
- e A=18, B=11, C=7
- f A=16, B=14, C=6

7 Find the numbers that this factor diagram represents



- a A=7, B=10, C=17
- b A=7, B=10, C=16
- c A=3, B=10, C=13
- d A=5, B=10, C=16
- e A=12, B=10, C=11
- f A=8, B=10, C=16